Shandong Xin Wugang Steel

STEEL PIPE/TUBE PRODUCT CATALOG

HIGH PRECISION

SEAMLESS

WELDED

SQUARE TUBE & FITTINGS



INDUSTRIAL FLUID & CONSTRUCTION APPLICATION

About us.

山东鑫武钢铁有限公司是一家综合性钢铁企业，深耕钢铁行业多年，依托完善的产业链布局、先进的生产装备、严苛的质量体系和贴心的全域服务，稳步发展为具有竞争力与口碑的标杆型钢铁企业，广泛服务于基建工程、机械制造、汽车工业、钢结构等多个核心领域。公司秉持客户至上、诚信为本、服务为先的经营宗旨，打造一站式全周期贴心服务体系。持续为客户提供高品质钢铁产品与一站式优质服务，致力于打造国内一流的现代化钢铁综合服务商与各界合作伙伴携手共赢、共创未来!

Shandong Xinwugang Steel Co., Ltd. is a comprehensive iron and steel enterprise with years of profound experience in the steel industry. Backed by a complete industrial chain layout, advanced production equipment, stringent quality management systems and thoughtful all-round services, we have steadily grown into a benchmark steel enterprise with strong competitiveness and a solid reputation. Our products widely serve a host of core sectors including infrastructure engineering, machinery manufacturing, automobile industry and steel structure construction.

Adhering to the business tenets of "customer supremacy, integrity-based operation and service first", the company has built a one-stop full-cycle considerate service system. We consistently supply high-quality steel products and all-in-one premium services to clients, and strive to become a first-class modern comprehensive steel service provider nationwide. We look forward to win-win cooperation and a shared bright future with all partners from all walks of life!

The most dynamic enterprise
and leader in the steel trading industry.

最具活力企业，钢铁贸易行业的领导者。



CARBON STEEL PIPE

Product Description

♦ CARBON STEEL STRUCTURE/FLUID PIPE





Description-Carbon Steel Structure/Fluid Pipe:

Standard: GB/T 3091、ASTM A53、ASTM A106、EN 10217、EN 10219、JIS G3452、JIS G3454

Grade: Q195、Q215、Q235B、Q355B、20#、45#、A53 Gr.A / Gr.B、A106 Gr.A / Gr.B / Gr.C、A36、S195T、S235JR S275JR、S355JR、P265GH、STK400、STK490、STPG370、STPG410

Nominal pipe diameter: NPS 1/4"~ NPS 24"; Corresponding to DN6~DN600

Wall thickness grade: Schedule Sch20/Sch40 /Sch80/Sch160/XXS thickening

National standard outer diameter series: DN15(21.3)、DN20(26.9)、DN25(33.7)、DN32(42.4)DN40(48.3)、DN50(60.3)、DN65(76.1)、DN80(88.9)、DN100(114.3)、DN150(168.3)、DN200(219.1)……DN600

Fixed length: 6m/12m standard ruler, can be customized to 3-18m non calibrated ruler as needed; Seamless pipes can be cut to zero, and welded pipes can be processed with beveled flat ends

Application: Building steel structure grid, factory columns and beams, water supply and drainage fluid transportation pipelines, municipal engineering pipeline networks, fire sprinkler main pipelines, guardrails and fences, scaffolding foundation pipes, engineering machinery structural components, bridge steel structure supports, oil and gas low-pressure transmission pipelines, greenhouse steel structure skeletons.

♦ API OIL/CASING PIPE





Description-API Oil/Casing Pipe:

Standard: API Spec 5CT、API Spec 5B、ISO 11960、GB/T 1983、SY/T 6194

Grade: Tubing: J55、N80（N80-1/N80-Q）、L80（L80-1/L80-9Cr/L80-13Cr）、P110、C90、T95、Q125
Casing: H40、J55、K55、N80、L80、P110、V150

OD: Tubing: 1.05"、1.315"、1.66"、1.9"、2-3/8"、2-7/8"、3-1/2"
Casing: 4-1/2"、5-1/2"、7"、7-5/8"、9-5/8"、10-3/4"、13-3/8"、16"、20"

Wall thickness: Standard wall thickness/thickened wall thickness/extra thick; Thread types: BTC trapezoidal thread, LC long round thread, SC short round thread, VAM special airtight buckle

Standard single length: R1 (4.88m), R2 (7.32m industry standard) R3 (10.36m)

Application: On land oil fields, offshore drilling platforms, casing cementing for oil and gas wells, oil and gas production pipelines for transporting crude oil and natural gas, shale gas/coalbed methane well wall support, geothermal wellbore, fracturing and acidizing downhole tubing, oil and gas gathering and transportation pipelines, wellhead and downhole equipment.

♦ CARBON STEEL SEAMLESS STEEL PIPE





Description-Carbon Steel Seamless Steel Pipe:

Standard: GB/T 8163、GB/T 699、ASTM A106、ASTM A53、ASTM A333、EN 10216、JIS G3454

Grade: 20#、10#、45#、Q355B、16Mn、ASTM A106 Gr. B/Gr. C, ASTM A53 Gr. B, ASTM A333 Gr.1/Gr.6 (low-temperature seamless pipe)、P235GH、P265GH、16Mo3、13CrMo45、STPG370、STPT410、STPA24

Outer diameter range: 6mm ~ 720mm

Wall thickness : 1mm ~ 100mm

Nominal wall thickness: Sch20/Sch40/Sch80/Sch160/XXS; Fixed length 6m/12m, capable of threading, beveling, galvanizing, and anti-corrosion coating (3PE/epoxy coal tar)

Application: High pressure fluid transportation, boiler superheater pipelines, hydraulic and pneumatic oil cylinder pipelines, chemical high-pressure process pipelines, natural gas long-distance pipelines, low-temperature liquid nitrogen and oxygen transportation pipelines, mechanical precision shaft sleeves, high-pressure hydraulic pipelines, and pressure vessel connections.

♦ CARBON STEEL WELDED STEEL PIPE





Description-Carbon Steel Welded Steel Pipe:

Standard: ERW : GB/T3091、ASTM A53、EN10219

SSAW : GB/T9711、API 5L PSL1/PSL2、ASTM A252

LSAW : GB/T9711、API 5L、EN10217

Grade: ERW : Q195/Q235B/Q355B、ASTM A53 Gr.B、EN S235JR

SSAW : Q235B, Q355B, L245, L290, L360, L415 (pipeline steel X42/X52/X60/X65/X70)

LSAW : Pipeline steel X42/X52/X60/X65/X70/X80, Q355B, P265GH

OD: ERW : 12.7~610mm **Wall thickness**: 0.8~20mm; fixed length 6/12m

SSAW : 219~3620mm **Wall thickness**: 5~25.4mm; fixed length 6/12m

LSAW : 406~1626mm **Wall thickness**: 6~50mm

Application:

ERW : Wire conduit, water supply and drainage, scaffolding, steel structure, low-pressure fluid, greenhouse pipe materials

SSAW : Municipal sewage pipeline network, long-distance natural gas and oil pipeline, bridge pile foundation, dock pile driving pipe, water diversion project, cofferdam cylinder body

LSAW : Large oil and gas main pipelines, nuclear power circulating water pipelines, large steel structure columns, offshore platform pile foundations, pressure vessel cylinders

♦ DRILL PIPE





Description-Drill Pipe:

Standard: API Spec 5DP、SY/T 5290、GB/T 2970

Grade: GB: 4145H、35CrMo

API standard steel grades: E75, X95, G105, S135

Outer diameter range: 2-3/8"、2-7/8"、3-1/2"、4"、4-1/2"

Standard single length : R2=9.14m; Thickened joint friction welding/inertia friction welding; Male and female threads on both ends (NC26/NC31/NC38/NC40 and other types of threads)

Application: Geological exploration drilling, water well drilling, oil and gas drilling, coalbed methane drilling, non excavation horizontal directional crossing engineering, mine ventilation drilling, anchoring anchor rod drilling rod

♦ CARBON STEEL BOILER STEEL PIPE





Description-Carbon Steel Boiler Steel Pipe:

Standard: GB/T 5310、ASTM A210、ASTM A335、EN 10216-2

Grade: National standard: 20G, 15CrMoG, 12Cr1MoVG

American standards: ASTM A106 Gr. C, ASTM A210 Gr. A1/Gr. C, ASTM A335 P12/P22

European standards: 16Mo3, 13CrMo44

OD: 16~630mm

Wall thickness: 2.5-80mm;

Length:full size can be customized, with non-destructive testing and water pressure testing before leaving the factory

Application:

Power plant boiler water-cooled wall, economizer, superheater, reheater tube bundle; Industrial steam boiler header, main steam pipeline of thermal power plant, heat exchange tube of waste heat boiler, high-temperature heat exchange pipeline of pressure vessel

Detailed specifications

Detailed parameter comparison table of mainstream grades

This table summarizes the core parameters of mainstream national and American standard grades for carbon steel pipes,
including chemical composition, mechanical properties, execution standards, and working condition adaptation, providing accurate basis for selection, procurement, construction, and quality inspection. All parameters are formulated in accordance with the latest national and industry standards.

牌号 Grade	执行标准 Standard	核心特性 Core Features	典型应用 Applications
Q235B	GB/T 13793	韧性好、焊接性极佳、性价比高， 常温性能稳定，杂质含量合规 Good toughness, excellent weldability, and stable performance at room temperatureerature, and compliant impurity content	低压给排水、钢结构支架、普通流体输送、 护栏、常温通用管路 Low pressure water supply and drainage, steel structure supports, ordinary fluid transportation, guardrails, and universal pipelines at room temperature
20#	GB/T 8163 GB/T 3087	材质纯净、综合力学性能优异， 焊接、冲压、深加工性能良好 Pure material, excellent comprehensive mechanical properties, good welding, stamping, and deep processing performance	中高压流体管道、蒸汽管路、机械精密管件、 通用压力管道 Medium and high pressure fluid pipelines, steam pipelines, mechanical precision fittings, and general pressure pipelines
20G	GB 5310 （高压锅炉专用）	耐高温、抗蠕变、耐高压，杂质控制更严苛，高温工况性能稳定无衰减 High temperature resistance, creep resistance, high pressure resistance, stricter impurity control, stable performance under high temperature conditions without attenuation	电站锅炉、过热器、换热器、高温高压蒸汽管道、 压力容器主管道 Power plant boiler, superheater, heat exchanger, high temperature and high pressure steam pipeline, pressure vessel main pipeline
Q355B	GB/T 1591	高强度、高韧性、承载能力强， 低温冲击性能优于普通碳素碳钢 High strength, high toughness, strong bearing capacity, and superior low-temperature impact performance compared to ordinary carbon steel	大型钢结构、桥梁管路、高压输送、 工程机械、重载设备管道 Large steel structures, bridge pipelines, high-pressure conveying, engineering machinery, heavy-duty equipment pipelines
10#	GB/T 8163	含碳量低、塑性极佳、焊接性能优异， 适配折弯、扩口等精密加工 Low carbon content, excellent plasticity, excellent welding performance, suitable for precision processing such as bending and expanding	薄壁精密管件、低压柔性管路、 折弯加工配件、焊接结构件 Thin walled precision fittings, low-pressure flexible pipelines, bending processing accessories, welded structural components
45#	GB/T 699	硬度高、强度大、耐磨性优异，可调质热处理， 焊接性能较差 High hardness, strong strength, excellent wear resistance, capable of quenching and tempering heat treatment, poor welding performance	机械结构件、轴类配件、高强度支撑管件、 非焊接受力构件 Mechanical structural components, shaft accessories, high-strength support fittings, non welded load-bearing components
A106 Gr.B （美标）	ASTM A106	耐高温性能优良，工况适应性广， 国际通用标准认证 Excellent high temperature resistance, wide adaptability to working conditions, certified by internationally recognized standards	外贸工程、高温油气输送、热力管道、涉外设备配套 Foreign trade engineering, high-temperature oil and gas transportation, thermal pipelines, and supporting foreign equipment
API 5L Gr.B	API 5L	承压稳定、杂质含量低、抗形变能力强， 专为长输管道设计 Pressure stability, low impurity content, strong deformation resistance, specially designed for long-distance pipelines	石油天然气输送、长输管线、涉外市政管道工程 Oil and gas transportation, long-distance pipelines, and foreign-related municipal pipeline engineering

Detailed specifications

Core technical parameters

牌号 Grade	核心化学成分（C/S/P）≤ Core chemical composition (C/S/P)	屈服强度MPa(≥) Yield strength MPa	抗拉强度MPa Tensile strength MPa	伸长率%(≥) Elongation%
Q235B	C:0.22%； S:0.045%； P:0.045%	235	370-500	26
20#	C:0.17-0.23%； S:0.035%； P:0.035%	245	410-550	24
20G	C:0.17-0.23%； S:0.030%； P:0.030%	255	410-550	24
Q355B	C:0.22%； S:0.040%； P:0.040%	355	470-630	21
10#	C:0.07-0.13%； S:0.035%； P:0.035%	205	335-475	28
45#	C:0.42-0.50%； S:0.035%； P:0.035%	355	600-750	16
A106 Gr.B （美标）	C:≤0.30%； S:≤0.035%； P:≤0.035%	240	415-585	22
API 5L Gr.B	C:≤0.26%； S:≤0.030%； P:≤0.030%	245	415-545	21

Product detailed specifications and parameters

1.Seamless carbon steel pipe

项目 Item	规格参数范围 Specification parameter range	适用标准 Applicable standard	核心特点 Core Features
外径范围 Outer diameter range	21.3mm ~ 914.4mm（1/2" ~ 36"）	GB/T8163、ASTM A106、API 5L	尺寸精度高，公差可控 High dimensional accuracy and controllable tolerances
壁厚范围 Wall thickness range	2.11mm ~ 60mm （SCH10 ~ SCH160、XXS）	ASME B36.10M	壁厚均匀，承压稳定 Uniform wall thickness, stable pressure bearing
定尺长度 Fixed length	6m、12m标准定尺 可定制散尺、加长尺 6m, 12m standard fixed length customizable loose length and extended length	通用行业标准 General industry standards	支持按需裁切 Support on-demand cutting
端部处理 End processing	平端、坡口、螺纹、带管箍 Flat end, groove, thread, with pipe clamp	ASTM A53、GB/T3091	适配各类连接方式 Adapt to various connection methods
理论重量 Theoretical Weight	0.85kg/m ~ 104kg/m （随规格变化） 0.85kg/m~104kg/m (varies with specifications)	GB/T28708	重量精准，可核算工程量 Accurate weight and calculable engineering quantity

2.Core parameters of welded carbon steel pipes)

项目 Item	直缝焊接管 Straight seam welded pipe	螺旋焊接管 Spiral welded pipe
外径范围 Outer diameter range	DN6 ~ DN300（21.3mm ~ 325mm）	DN300 ~ DN1200（325mm ~ 1220mm）
壁厚范围 Wall thickness range	1.5mm ~ 12mm	6mm ~ 20mm
执行标准 Execution Standard	GB/T3091、GB/T13793、ASTM A53	GB/T9711、API 5L
适用场景 Applicable scenarios	中小口径低压流体、市政管道 Small and medium-sized low-pressure fluids, municipal pipelines	大口径输水、输油、桩基工程 Large caliber water and oil transportation, pile foundation engineering
检测工艺 Testing process	焊缝涡流检测、水压试验 Eddy current testing and hydrostatic testing of welds	焊缝超声波、X射线无损检测 Ultrasonic and X-ray non-destructive testing of welds

3.Carbon steel square tube/rectangular tube parameters

品类 Category	截面规格(mm) Sectional specification	壁厚范围(mm) Wall thickness range	执行标准 Execution Standard
碳钢方管 Carbon steel square tube	20×20 ~ 400×400	1.2 ~ 16.0	GB/T6728、ASTM A500、JIS G3466
碳钢矩形管 Carbon steel rectangular tube	30×20 ~ 500×300	1.2 ~ 16.0	GB/T6728、ASTM A500

Core Mechanics and Physical and Chemical Properties

♦ Tensile strength: 375-535MPa

♦ Yield strength: ⩾ 235MPa (Q235B), ⩾ 245MPa (20 #)

♦ Elongation rate: ⩾ 21%, excellent plasticity, not prone to brittle cracking

♦ Hydraulic test pressure: According to the specification level, the conventional pressure is 2.5-10MPa, with no leakage or deformation

♦ Applicable temperature: -20 ℃~450 ℃ (regular model), specialized low-temperature tube can be adapted to -45 ℃ low-temperature working conditions

STAINLESS STEEL PIPE

Product Description

♦ STAINLESS STEEL SEAMLESS STEEL PIPE







Description- Stainless Steel Seamless Steel Pipe :

Standard: GB/T 14976、ASTM A312、ASTM A269、ASTM A790、EN 10216-5、JIS G3459

Grade: ①European standards: 1.4301, 1.4307, 1.4306, 1.4305, 1.4311, 1.4310, 1.4319, 1.4401, 1.4404, 1.4432, 1.4438, 1.4541, 1.4828, 1.4845, 1.4372, 1.4373, 1.4016, Etc

②EN complete chemical grade: X5CrNi18-10、X2CrNi18-9、X2CrNi19-11、X8CrNis18-9、X2CrNiN18-10、X10CrNi18-8、X5CrNi17-7、X5CrNiMo17-12-2、X2CrNiMo17-12-3、X2CrNi-Mo18-15-4、X6CrNiTi18-10、X15CrNiSi20-12、X12CrNi25-21，Etc

③AISI American standard: 304, 304 L、304L、303、304N、301、316、316L、317L、321、309S、310S、201、202、430、409L、410S、410、420、420J2、2205、2507、904L、630

④Japanese Standard SUS：SUS304、SUS304L、SUS303、SUS304N1、SUS301、SUS316、SUS316L、SUS317L、SUS321、SUS309S、SUS310S、SUS201、SUS202、SUS430、SUS409L、SUS410S、 SUS410、SUS420J1、SUS420J2、

⑤National standard GB grade: 06 Cr19Ni10、022Cr19Ni10、Y06Cr19Ni10、022Cr19Ni10N、1Cr17Ni7、06Cr17Ni12Mo2、022Cr17Ni12Mo2、022Cr17Ni13Mo3、022Cr19Ni13Mo4、06Cr18Ni11Ti、06Cr23Ni13、06Cr25Ni20、1Cr17Mn6Ni5N、06Cr17、 022Cr11Ti、022Cr12Ni、06Cr13、12Cr13、20Cr13、30Cr13、022Cr22Ni5Mo3N、022Cr25Ni7Mo4N、022Cr25Ni7Mo4CuN

Wall thickness: 1~50mm；NPS1/8"~NPS24"，Sch5S/Sch10S/Sch40S/Sch80S Stainless steel special wall thickness series

Fixed length: 6m/12m，Solid solution acid pickling delivery, can be sandblasted and polished.

Outer diameter: 6~630mm

Application: Chemical acid and alkali corrosive medium transportation, seawater desalination pipelines, power plant desulfurization and FGD pipelines, petrochemical refining process pipelines, pharmaceutical industry corrosion-resistant pipelines, pressure vessel connections, LNG low-temperature transportation pipelines, nuclear power equipment process pipelines, and sewage treatment anti-corrosion pipeline networks.

Product Description

◆ STAINLESS STEEL WELDED STEEL PIPE







Description- Stainless Steel Welded Steel Pipe :

Standard: Decorative Tube：GB/T 12770、ASTM A554、EN 10296

Sanitary Tube： ASTM A270, 3A standard ISO 2037、DIN 11850、GB/T 12771

Grade: ①European standards: 1.4301, 1.4307, 1.4306, 1.4305, 1.4311, 1.4310, 1.4319, 1.4401, 1.4404, 1.4432, 1.4438, 1.4541, 1.4828, 1.4845, 1.4372, 1.4373, 1.4016, Etc

②EN complete chemical grade: X5CrNi18-10、X2CrNi18-9、X2CrNi19-11、X8CrNis18-9、X2CrNiN18-10、X10CrNi18-8、X5CrNi17-7、X5CrNiMo17-12-2、X2CrNiMo17-12-3、X2CrNi-Mo18-15-4、X6CrNiTi18-10、X15CrNiSi20-12、X12CrNi25-21， Etc

③AISI American standard: 304, 304 L、304L、303、304N、301、316、316L、317L、321、309S、310S、201、202、430、409L、410S、410、420、420J2、2205、2507、904L、630

④Japanese Standard SUS： SUS304、SUS304L、SUS303、SUS304N1、SUS301、SUS316、SUS316L、SUS317L、SUS321、SUS309S、SUS310S、SUS201、SUS202、SUS430、SUS409L、SUS410S、 SUS410、SUS420J1、SUS420J2、

⑤National standard GB grade: 06 Cr19Ni10、022Cr19Ni10、Y06Cr19Ni10、022Cr19Ni10N、1Cr17Ni7、06Cr17Ni12Mo2、022Cr17Ni12Mo2、022Cr17Ni13Mo3、022Cr19Ni13Mo4、06Cr18Ni11Ti、06Cr23Ni13、06Cr25Ni20、1Cr17Mn6Ni5N、06Cr17、 022Cr11Ti、022Cr12Ni、06Cr13、12Cr13、20Cr13、30Cr13、022Cr22Ni5Mo3N、022Cr25Ni7Mo4N、022Cr25Ni7Mo4CuN

Size: Decorative Tube：Round tube OD 6~325mm; Square tube 10 × 10~200 × 200mm; rectangular tube 20 × 10~250 × 150mm; wall thickness 0.4~6.0mm

Sanitary Tube： DIN metric outer diameter 12.719/25.4/32/38.1/50.8mm; wall thickness 0.8-3mm

Surface: Decorative Tube：2B primary color, 8K mirror, brushed HL, colored titanium plating (black titanium/rose gold/antique copper)

Sanitary Tube： Internal and external polishing EP electrolytic polishing/MP mechanical polishing, leveling inside the weld seam

Application: Decorative Tube：Building guardrails, stair handrails, door and window frames, advertising brackets, furniture hardware, curtain wall decoration, elevator decoration, landscape sculpture frames.

Sanitary Tube： Beer and beverage production line, dairy processing pipeline, pharmaceutical raw material transportation, pure water and ultrapure water system, medical equipment pipeline, brewing and food tank connection pipeline.

Detailed specifications

Mainstream brand performance parameters

1.Chemical composition (core element standard values)

材质牌号 Material Grade	国标牌号 National standard grade	碳(C)≤	铬(Cr)	镍(Ni)	钼(Mo)	磷(P)≤	硫S(%)≤
304/TP304	06Cr19Ni10	0.08	18.00-20.00	8.00-10.50	—	0.045	0.030
304L/TP304L	022Cr19Ni10	0.03	18.00-20.00	8.00-12.00	—	0.045	0.030
316L/TP316L	022Cr17Ni12Mo2	0.03	16.00-18.50	10.00-14.00	2.00-3.00	0.045	0.030
321/TP321	06Cr18Ni11Ti	0.08	17.00-19.00	9.00-12.00	—	0.045	0.030
310S/TP310S	06Cr25Ni20	0.08	24.00-26.00	19.00-22.00	—	0.045	0.030
2205 （双相钢）	022Cr23Ni5Mo3	0.03	22.00-23.00	4.50-6.50	2.50-3.50	0.040	0.030
430	10Cr17	0.12	16.00-18.00	≤0.60	—	0.040	0.030

2.Mechanical performance parameters

牌号 Grade	屈服强度Rp 0.2(MPa)≥ Yield strength	抗拉强度Rm (MPa)≥ Tensile strength	伸长率%≥ Elongation	硬度 Hardness	核心性能特点 Core performance characteristics
304	205	515	40	201	韧性好、通用性强、易加工焊接 Good toughness, strong versatility, easy to process and weld
304L	170	485	40	201	低碳抗晶间腐蚀，焊接性能优异 Low carbon resistance to intergranular corrosion, excellent welding
316L	170	485	40	201	耐酸碱、抗氯离子、海水环境适配 Acid and alkali resistance, chloride ion resistance, and adaptability to seawater environment
321	205	515	40	201	含钛稳定化，耐高温抗晶蚀 Stabilized with titanium, resistant to high temperature and crystal corrosion
310S	205	520	40	217	耐高温1000℃+，抗氧化性优异 High temperature resistance of 1000℃+, excellent oxidation resistance
2205	450	620	25	293	高强度、抗应力腐蚀、耐高压 High strength, stress corrosion resistance, high pressure resistance
430	205	450	22	183	性价比高、抗氧化、易加工 High cost-effectiveness, antioxidant, easy to process

GALVANIZED STEEL PIPE

Product Description

♦ GALVANIZED ROUND PIPE





Description- Galvanized Round Pipe :

Standard: GB/T 3091-2024、GB/T 13793、GB/T 8163、ASTM A53/A53M、ASME B36.10M、EN 10219-1/2、EN 10255、ISO 1461、BS 1387、BS EN 39、JIS G3444、JIS G3452

Grade: Q195、Q215、Q235B、Q355B、ASTM A53/A53M-22、 Grade A、Grade B、S195T、S235JR/S235GT、S275JR、S355JR、STK400、STK490、STPG370、STPG410

Length specification: International standard sizing: 6m (most commonly used), 12m

Non standard customized cutting: 1m~18m can be customized to any length, supporting zero cutting and segmented processing

Optional pipe end processing: Plain End flat head, Spiral End groove (welding specific), Threaded End threading (British BSPP/BSPT/NPT thread), flange welding, pipe clamp pre installation

Standard tolerances for galvanized coatings:

HDG hot-dip galvanizing: minimum 85g/㎡, conventional 120-275g/㎡, thickened 300-600g/㎡, in compliance with ISO 1461 coating testing requirements

Application: ①Fire protection system engineering: indoor and outdoor fire hydrant pipe network, sprinkler system main pipeline, fire pump room pressure pipeline (mandatory hot-dip galvanizing process required by national fire protection regulations)

②Municipal water supply and drainage pipeline network: residential tap water household pipeline network, low-pressure transmission of rainwater and sewage in the park, municipal landscaping irrigation pipeline, agricultural greenhouse water and fertilizer transmission pipeline

③Low pressure gas transmission: natural gas household branch pipes in urban buildings, low-pressure gas distribution pipelines in factory areas

④Electrical wiring protection: building strong and weak electrical cable protection conduit, underground cable conduit, bridge branch conduit

⑤In the field of agricultural and animal husbandry greenhouses, the main framework of vegetable greenhouses, water supply and drainage and steel structure frames of livestock and poultry breeding sheds, fence and guardrail pipes

⑥Steel structure infrastructure: secondary purlins for factory buildings, wrought iron guardrails for walls, billboard columns, equipment supports, small steel structure trusses

Product Description

♦ GALVANIZED SQUARE/RECTANGULAR STEEL PIPE





Description- Galvanized Square/Rectangular Steel Pipe :

Standard: GB/T 6728、EN 10219-1/2、ASTM A500 Grade B/C、ISO 1461

Grade: Q195、Q235B、Q355B、S235JR、S275JR、S355JR、Grade B 、Grade C、STKR400、STKR490

Full specification size range:

1. Square Hollow Section (SHS)

Side length specification: 10 × 10mm~500 × 500mm

Common standard edge length:

10 x 10, 15 x 15, 20 x 20, 25 x 25, 30 x 30, 40 x 40, 50 x 50, 60 x 60, 80 x 80, 100 x 100, 120 x 120, 150 x 150, 200 x 200, 250 x 250, 300 x 300, 400 x 400, 500 x 500

Wall thickness range: 0.8mm~16mm, regular stock 1.2/1.5/2.0/2.5/3.0/4.0/5.0/6.0/8.0/10/12/16mm

2. Rectangular Hollow Section (RHS)

Section specifications: 20 × 10mm~600 × 400mm

Mainstream commonly used models:

20 x 10, 30 x 20, 40 x 20, 40 x 30, 50 x 25, 50 x 30, 60 x 40, 80 x 40, 80 x 60, 100 x 50, 100 x 80, 120 x 60, 150 x 100, 200 x 100, 250 x 150, 300 x 200, 400 x 200, 500 x 300, 600 x 400

Wall thickness of the same square tube: 0.8~16mm can be customized

Length and galvanizing process:

Standard fixed length 6m/12m, supports arbitrary cutting of 1-12m

Galvanizing process: either HDG hot-dip galvanizing or PG pre galvanizing, with the same coating weight as the standard for round pipes

Application:

①Industrial building steel structure: factory roof and wall purlins, portal rigid columns, curtain wall keels, steel frame secondary components

②Enclosure and security engineering: factory perimeter fence, residential iron fence, road isolation fence, anti-theft fence frame

③New energy photovoltaic industry: photovoltaic ground support, photovoltaic tracking support main and auxiliary beams, distributed photovoltaic roof support

④Equipment and Containers: Container body auxiliary frame, mechanical equipment base frame, forklift pallet support, storage rack column crossbeam

Product Description

GALVANIZED SCAFFOLDING PIPE





Description- Galvanized Scaffolding Pipe :

Standard: BS EN 39、BS 1139、GB/T 13793、JGJ 130

Grade: Q235B、S235GT、St44、S235JR

Standard outer diameter : 48.3mm（1-1/2" NPS，DN40）

Lightweight national standard conventional: 3.0mm

EU EN39 standard mainstream: 3.2mm

Heavy duty load-bearing thickening: 3.5mm/4.0mm

Length : Standard whole length of 6m; customizable 1m/2m/3m/4m/5m/6m/6.4m; The maximum length of a single piece is 12m

Pipe end processing: default flat cut; Stampable groove, deburring, compatible with national/British fasteners for direct assembly

Galvanizing process and coating requirements : Engineering scaffolding must use Hot Dip hot-dip galvanizing, and pre galvanizing/electro galvanizing is prohibited;

The coating weight is ≥ 200g/㎡, and the corrosion resistance of outdoor construction sites meets the anti-corrosion requirements for a construction period of 1-3 years.

Application:

①Main materials for external wall fastener scaffolding and plate/wheel buckle scaffolding in building construction and civil engineering

②Bridge and tunnel construction edge protection scaffolding, construction operation platform Temporary stage trusses and lighting frame foundation pipes for large-scale concerts and exhibitions

③Storage three-dimensional shelf columns, temporary enclosure and protective frame for construction sites

④Scaffolding for high-altitude operations in shipbuilding and large-scale equipment maintenance

Detailed specifications

GALVANIZED STEEL PIPES

MS 863 : 2010 / MANUFACTURER'S STANDARD

CLASS	Nominal Size		Outside Diameter		Wall	Calculated Weight						Number of Threads	Socket		Test Pressure	
			Maximum	Minimum	Thickness	Plain Ends			Threads And Coupling				Outer Diameter	Min Length		
	mm	in	mm	mm	mm	kg/m	kg/ft	lb/ft	kg/m	kg/ft	lb/ft	per inch	mm	mm	Bar	Psi
LIGHT (L2)	15	1/2	21.4	21.0	2.0	0.947	0.289	0.636	0.956	0.291	0.642	14	27.8	38.1	50	725
	20	3/4	26.9	26.4	2.3	1.38	0.421	0.928	1.39	0.424	0.935	14	34.1	41.3	50	725
	25	1	33.8	33.2	2.6	1.98	0.604	1.33	2	0.61	1.34	11	42.1	47.6	50	725
	32	1 1/4	42.5	41.9	2.6	2.54	0.774	1.71	2.57	0.78	1.73	11	51.6	54.0	50	725
	40	1 1/2	48.4	47.8	2.9	3.23	0.985	2.17	3.27	1	2.2	11	57.9	57.2	50	725
	50	2	60.2	59.6	2.9	4.08	1.24	2.73	4.15	1.26	2.78	11	70.6	63.5	50	725
	65	2 1/2	76.0	75.2	3.2	5.71	1.74	3.83	5.83	1.78	3.92	11	87.3	69.9	50	725
	80	3	88.7	87.9	3.2	6.72	2.05	4.52	6.89	2.1	4.63	11	101.6	76.2	50	725
	100	4	113.9	113.0	3.6	9.75	2.97	6.55	10	3.05	6.72	11	128.6	88.9	50	725
MEDIUM (M)	15	1/2	21.8	21.1	2.6	1.21	0.369	0.814	1.22	0.372	0.82	14	27.8	38.1	50	725
	20	3/4	27.3	26.5	2.6	1.56	0.475	1.05	1.57	0.479	1.06	14	34.1	41.3	50	725
	25	1	34.2	33.3	3.2	2.41	0.735	1.62	2.43	0.741	1.63	11	42.1	47.6	50	725
	32	1 1/4	42.9	42.1	3.2	3.1	0.945	2.08	3.13	0.954	2.1	11	51.6	54.0	50	725
	40	1 1/2	48.8	47.9	3.2	3.56	1.09	2.4	3.6	1.1	2.42	11	57.9	57.2	50	725
	50	2	60.8	59.7	3.6	5.03	1.53	3.37	5.1	1.55	3.42	11	70.6	63.5	50	725
	65	2 1/2	76.6	75.3	3.6	6.42	1.96	4.32	6.54	1.99	4.39	11	87.3	69.9	50	725
	80	3	89.5	88.0	4.0	8.36	2.55	5.62	8.53	2.6	5.73	11	101.6	76.2	50	725
	100	4	115.0	113.1	4.5	12.2	3.72	8.2	12.5	3.81	8.4	11	128.6	88.9	50	725
	125	5	140.8	138.5	5.0	16.6	5.06	11.2	17.1	5.21	11.5	11	155.6	95.3	50	725
	150	6	166.5	163.9	5.0	19.8	6.04	13.3	20.4	6.22	13.7	11	184.2	95.3	50	725
HEAVY (H)	15	1/2	21.8	21.0	3.2	1.44	0.439	0.968	1.45	0.442	0.974	14	27.8	38.1	50	725
	20	3/4	27.3	26.5	3.2	1.87	0.57	1.257	1.88	0.573	1.263	14	34.1	41.3	50	725
	25	1	34.2	33.3	4.0	2.93	0.896	1.98	2.95	0.899	1.98	11	42.1	47.6	50	725
	32	1 1/4	42.9	42.0	4.0	3.79	1.16	2.56	3.82	1.16	2.57	11	51.6	54.0	50	725
	40	1 1/2	48.8	47.9	4.0	4.37	1.33	2.95	4.41	1.34	2.96	11	57.9	57.2	50	725
	50	2	60.8	59.7	4.5	6.19	1.89	4.17	6.26	1.91	4.21	11	70.6	63.5	50	725
	65	2 1/2	76.6	75.3	4.5	7.93	2.42	5.34	8.05	2.45	5.41	11	87.3	69.9	50	725
	80	3	89.5	88.0	5.0	10.3	3.14	6.92	10.5	3.2	7.06	11	101.6	76.2	50	725
	100	4	115.0	113.1	5.4	14.5	4.42	9.71	14.8	4.51	9.95	11	128.6	88.9	50	725
	125	5	140.8	138.5	5.4	17.9	5.46	12	18.4	5.61	12.4	11	155.6	95.3	50	725
	150	6	166.5	163.9	5.4	21.3	6.49	14.3	21.9	6.68	14.7	11	184.2	95.3	50	725

Tolerance :	Wall thickness	: Light (L2)	- 8%
		Medium (M) and Heavy (H)	- 10%
	Length	: Plus 50mm or minus 0mm (Manufacturer Standard)	
	Mass	: Plus 10% or minus 8% on individual tubes for type L2	

Detailed specifications

GALVANIZED STEEL PIPES

ESP S1 MANUFACTURER'S STANDARD

CLASS	Nominal Size		Outside Diameter				Wall Thickness		Calculated Weight Plain Ends		
			Maximum		Minimum						
	mm	in	mm	in	mm	in	mm	in	kg/m	kg/ft	lb/ft
LIGHT (A)	90	3 1/2	102.0	3.98	101.1	3.95	3.2	0.126	7.761	2.366	5.220
EXTRA LIGHT (AA)	15	1/2	21.4	0.84	21.0	0.83	1.6	0.063	0.773	0.236	0.520
	20	3/4	26.9	1.06	26.4	1.04	1.6	0.063	0.990	0.302	0.666
	25	1	33.8	1.33	33.2	1.31	1.9	0.075	1.480	0.451	0.994
	32	1 1/4	42.5	1.67	41.9	1.65	1.9	0.075	1.890	0.576	1.270
	40	1 1/2	48.4	1.90	47.8	1.88	1.9	0.075	2.160	0.658	1.450
	50	2	60.2	2.30	59.6	2.35	1.9	0.075	2.720	0.829	1.830
	65	2 1/2	76.0	2.99	75.2	2.96	1.9	0.075	3.450	1.050	2.310
	80	3	88.7	3.49	87.9	3.46	2.1	0.083	4.460	1.360	3.000
	90	3 1/2	102.0	3.98	101.1	3.95	2.1	0.083	5.150	1.570	3.460
	100	4	113.9	4.48	113.0	4.45	2.3	0.091	6.310	1.920	4.230
	125	5	140.6	5.53	138.7	5.46	4.0	0.157	13.400	4.080	8.990
	150	6	166.1	6.54	164.1	6.46	4.0	0.157	15.900	4.850	10.700
(AAA)	25	1	33.8	1.33	33.2	1.31	1.6	0.063	1.259	0.384	0.847
	32	1 1/4	42.5	1.67	41.9	1.65	1.6	0.063	1.602	0.488	1.076
	40	1 1/2	48.4	1.90	47.8	1.88	1.6	0.063	1.835	0.559	1.233
	50	2	60.2	2.30	59.6	2.35	1.6	0.063	2.300	0.701	1.546
	65	2 1/2	76.0	2.99	75.2	2.96	1.6	0.063	2.920	0.890	1.962
	80	3	88.7	3.49	87.9	3.46	1.6	0.063	3.421	1.043	2.300
	100	4	113.9	4.48	113.0	4.45	1.9	0.075	5.226	1.593	3.513
	125	5	140.6	5.53	138.7	5.46	3.0	0.118	10.110	3.082	6.796
	150	6	166.1	6.54	164.1	6.46	3.0	0.118	11.990	3.655	8.059

Thickness Tolerances : ± 10%

Detailed specifications

GALVANIZED SQUARE HOLLOW SECTIONS

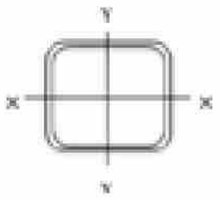

BS EN 10219/MANUFACTURER'S STANDARD

Designation		Weight			Cross Sectional Area	Ratio for Local Buckling	Second Moment Of Area	Radius Of Gyration	Elastic Modulus	Plastic Modulus	Torsional Constant		Superficial Area per metre length	Nominal Length per tonne
Size	Thickness													
B x B	T	M			A	B/t	I	R	Z	S	J	C	As	L
mm	mm	Kg/m	Kg/ft	lb/ft	cm^2		cm4	cm	cm^3	cm^3	cm4	cm^3	m^2/m	m
25 x 25	1.60	1.12	0.343	0.76	1.43	10.6	1.28	0.94	1.02	1.24	2.12	1.54	0.095	889.8
	2.00	1.36	0.416	0.92	1.74	7.5	1.48	0.92	1.19	1.47	2.53	1.80	0.093	733.4
	2.30	1.53	0.467	1.03	1.95	5.9	1.61	0.91	1.29	1.62	2.80	1.97	0.098	652.5
	2.50	1.64	0.500	1.10	2.09	5.0	1.69	0.90	1.35	1.71	2.97	2.07	0.091	609.8
	3.00	1.89	0.576	1.27	2.41	3.3	1.84	0.87	1.47	1.91	3.33	2.27	0.090	529.0
38 x 38	1.60	1.78	0.542	1.19	2.26	18.8	4.92	1.47	2.59	3.06	7.90	3.90	0.147	562.8
	2.00	2.18	0.664	1.46	2.78	14.0	5.88	1.46	3.10	3.70	9.60	4.67	0.145	458.7
	2.30	2.47	0.753	1.66	3.15	11.5	6.54	1.44	3.44	4.15	10.80	5.20	0.144	404.6
	2.50	2.66	0.811	1.79	3.39	10.2	6.95	1.43	3.66	4.44	11.60	5.53	0.143	375.9
	3.00	3.12	0.949	2.09	3.97	7.7	7.86	1.41	4.14	5.10	13.30	6.28	0.142	321.0
	4.00	3.95	1.203	2.65	5.03	4.5	9.28	1.36	4.88	6.22	16.40	7.48	0.138	253.4
50 x 50	1.60	2.38	0.725	1.60	3.03	26.3	11.70	1.96	4.68	5.46	18.50	7.03	0.195	420.2
	1.90	2.80	0.852	1.88	3.56	21.3	13.60	1.95	5.42	6.37	21.60	8.15	0.193	357.6
	2.00	2.93	0.894	1.97	3.74	20.0	14.10	1.95	5.66	6.66	22.60	8.51	0.193	340.9
	2.30	3.34	1.020	2.24	4.25	16.7	15.90	1.93	6.34	7.52	25.60	9.55	0.192	299.6
	2.50	3.60	1.100	2.42	4.59	15.0	16.90	1.92	6.78	8.07	27.50	10.22	0.191	277.6
	3.00	4.25	1.290	2.85	5.41	11.7	19.50	1.90	7.79	9.39	32.10	11.80	0.190	235.5
	4.00	5.45	1.660	3.67	6.95	7.5	23.70	1.85	9.49	11.70	40.40	14.40	0.186	183.3
	4.50	6.02	1.830	4.05	7.67	6.1	25.50	1.82	10.20	12.80	44.10	15.60	0.185	166.1
	5.00	6.56	2.000	4.41	8.36	5.0	27.00	1.80	10.80	13.70	47.50	16.60	0.183	152.4
	6.00	7.56	2.300	5.08	9.63	3.3	29.50	1.75	11.80	15.30	53.20	18.20	0.179	132.2
65 x 65	2.00	3.88	1.180	2.60	4.94	27.5	32.30	2.56	9.90	11.60	50.90	14.90	0.253	258.0
	2.30	4.42	1.350	2.97	5.63	23.3	36.40	2.54	11.20	13.10	57.90	16.90	0.252	226.2
	2.50	4.78	1.460	3.21	6.09	21.0	39.10	2.53	12.00	14.10	62.40	18.10	0.251	209.2
	3.00	5.66	1.720	3.80	7.21	16.7	45.40	2.51	14.00	16.60	73.30	21.00	0.250	176.7
	4.00	7.34	2.240	4.93	9.35	11.3	56.60	2.46	17.40	21.00	93.70	26.30	0.246	136.3
	4.50	8.14	2.480	5.47	10.37	9.4	61.60	2.44	18.90	23.10	103.10	28.70	0.245	122.9
	5.00	8.91	2.720	5.99	11.36	8.0	66.10	2.41	20.30	25.00	112.00	30.90	0.243	112.2
	6.00	10.39	3.170	6.98	13.23	5.8	73.90	2.36	22.70	28.50	128.20	34.70	0.239	96.3

Detailed specifications

GALVANIZED SQUARE HOLLOW SECTIONS

BS EN 10219/MANUFACTURER'S STANDARD

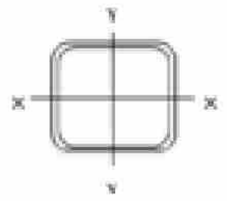

Designation		Weight			Cross Sectional Area	Ratio for Local Buckling	Second Moment Of Area	Radius Of Gyration	Elastic Modulus	Plastic Modulus	Torsional Constant		Superficial Area per metre length	Nominal Length per tonne
Size	Thickness													
B x B	T	M			A	B/t	I	R	Z	S	J	C	As	L
mm	mm	Kg/m	Kg/ft	lb/ft	cm^2		cm4	cm	cm^3	cm^3	cm4	cm^3	m^2/m	m
75 x 75	2.30	5.14	1.570	3.46	6.55	27.6	57.10	2.95	15.20	17.70	90.00	22.90	0.292	194.4
	2.50	5.56	1.700	3.74	7.09	25.0	61.40	2.94	16.40	19.10	97.10	24.60	0.291	179.7
	3.00	6.60	2.010	4.44	8.41	20.0	71.60	2.92	19.10	22.50	114.50	28.70	0.290	151.5
	4.00	8.59	2.620	5.77	10.95	13.8	90.20	2.87	24.10	28.80	147.30	36.30	0.286	116.4
	4.50	9.55	2.910	6.42	12.17	11.7	98.60	2.85	26.30	31.70	162.70	39.70	0.285	104.7
	5.00	10.48	3.200	7.05	13.36	10.0	106.30	2.82	28.40	34.50	177.40	42.90	0.283	95.4
100 x 100	2.30	6.95	2.120	4.67	8.85	38.5	139.70	3.97	27.90	32.30	217.50	41.90	0.392	143.9
	3.00	8.96	2.730	6.02	11.41	28.3	177.00	3.94	35.40	41.20	278.70	53.20	0.390	111.7
	4.00	11.73	3.580	7.88	14.95	20.0	226.40	3.89	45.30	53.30	362.00	68.10	0.386	85.2
	4.50	13.08	3.990	8.79	16.67	17.2	249.30	3.87	49.90	59.00	401.90	75.10	0.385	76.4
	5.00	14.41	4.390	9.68	18.36	15.0	271.10	3.84	54.20	64.60	440.50	81.70	0.383	69.4
	6.00	16.98	5.180	11.41	21.63	11.7	311.50	3.79	62.30	75.10	514.20	94.10	0.379	58.9
	6.30	17.47	5.320	11.74	22.25	10.9	314.20	3.76	62.80	76.40	536.00	97.00	0.373	57.3
	8.00	21.39	6.520	14.37	27.24	7.5	365.90	3.67	73.20	91.10	644.60	114.20	0.366	46.8
	9.00	23.53	7.170	15.81	29.98	6.1	390.60	3.61	78.10	98.60	700.40	122.80	0.361	42.5
125 x 125	3.00	11.31	3.450	7.60	14.41	36.7	354.50	4.96	56.70	65.60	552.70	85.10	0.490	88.4
	4.00	14.87	4.530	9.99	18.95	26.3	457.20	4.91	73.20	85.30	722.00	109.90	0.486	67.2
	4.50	16.62	5.060	11.17	21.17	22.8	505.80	4.89	80.90	94.80	803.90	121.70	0.485	60.2
	5.00	18.33	5.590	12.32	23.36	20.0	552.60	4.86	88.40	104.10	883.80	133.00	0.483	54.5
	6.00	21.69	6.610	14.58	27.63	15.8	640.90	4.82	102.50	121.90	1038.10	154.50	0.479	46.1
	6.30	22.41	6.830	15.06	28.55	14.8	652.60	4.78	104.40	124.90	1086.50	160.10	0.473	44.6
	8.00	27.67	8.430	18.59	35.24	10.6	775.30	4.69	124.10	151.00	1325.40	191.70	0.466	36.1
	9.00	30.60	9.330	20.56	38.98	8.9	837.80	4.64	134.10	164.90	1454.10	208.20	0.461	32.7
150 x 150	3.00	13.67	4.170	9.18	17.41	45.0	622.70	5.98	83.00	95.50	964.60	124.60	0.590	73.2
	4.00	18.01	5.490	12.10	22.95	32.5	807.80	5.93	107.70	124.90	1264.80	161.70	0.586	55.5
	4.50	20.15	6.140	13.54	25.67	28.3	896.30	5.91	119.50	139.10	1410.80	179.50	0.585	49.5
	5.00	22.26	6.780	14.96	28.36	25.0	982.10	5.89	130.90	153.00	1554.10	196.80	0.583	44.9
	6.00	26.40	8.050	17.74	33.63	20.0	1145.90	5.84	152.80	179.90	1832.70	229.80	0.579	37.9
	6.30	27.36	8.340	18.38	34.85	18.8	1173.70	5.80	156.50	185.10	1921.60	238.80	0.573	36.6
	8.00	33.95	10.350	22.81	43.24	13.8	1411.80	5.71	188.20	226.00	2364.20	289.00	0.566	29.5
	9.00	37.66	11.480	25.31	47.98	11.7	1537.40	5.66	205.00	248.20	2608.10	316.00	0.561	26.6
	12.50	48.70	14.850	32.73	62.04	7.0	1817.40	5.41	242.30	305.60	3321.30	389.30	0.536	20.5

Detailed specifications

GALVANIZED RECTANGULAR HOLLOW SECTIONS

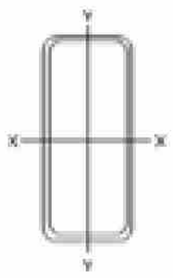

BS EN 10219/MANUFACTURER'S STANDARD

Designation		Weight			Area Of Section	Ratio for Local Buckling		Second Moment of Area		Radius of Gyration		Elastic Modulus		Plastic Modulus		Torsional Constant		Superficial Area per metre length	Nominal Length per tonne
Size	Thickness					Flange	Web	Axis	Axis	Axis	Axis	Axis	Axis	Axis	Axis				
H x B	T	M			A	B/t	H/t	x-x	y-y	x-x	y-y	x-x	y-y	x-x	y-y	J	C	As	L
mm	mm	Kg/m	Kg/ft	lb/ft	cm²			cm4	cm4	cm	cm	cm³	cm³	cm³	cm³	cm4	cm4	m²/m	m
50 x 25	1.60	1.75	0.534	1.18	2.23	10.6	26.3	7.0	2.37	1.77	1.03	2.81	1.90	3.53	2.17	5.85	3.29	0.145	570.8
	2.00	2.15	0.655	1.44	2.74	7.5	20.0	8.4	2.81	1.75	1.01	3.35	2.25	4.26	2.62	7.06	3.92	0.143	465.4
	2.30	2.44	0.742	1.64	3.10	5.9	16.7	9.3	3.10	1.73	1.00	3.72	2.48	4.78	2.92	7.90	4.34	0.142	410.6
	2.50	2.62	0.799	1.76	3.34	5.0	15.0	9.9	3.28	1.72	0.99	3.95	2.62	5.11	3.12	8.43	4.60	0.141	381.5
	3.00	3.07	0.935	2.06	3.91	3.3	11.7	11.2	3.67	1.69	0.97	4.47	2.93	5.86	3.56	9.64	5.18	0.140	325.9
65 x 38	1.60	2.46	0.748	1.65	3.13	18.8	35.6	17.8	7.79	2.39	1.58	5.49	4.10	6.70	4.63	17.40	6.91	0.201	407.3
	1.90	2.89	0.880	1.94	3.68	15.0	29.2	20.7	9.00	2.37	1.56	6.36	4.74	7.82	5.40	20.30	8.00	0.199	346.5
	2.00	3.03	0.923	2.03	3.86	14.0	27.5	21.6	9.39	2.37	1.56	6.64	4.94	8.18	5.64	21.20	8.35	0.199	330.3
	2.30	3.45	1.050	2.32	4.39	11.5	23.3	24.2	10.50	2.35	1.55	7.46	5.53	9.24	6.37	24.00	9.36	0.198	290.2
	2.50	3.72	1.130	2.50	4.74	10.2	21.0	25.9	11.20	2.34	1.54	7.97	5.90	9.92	6.83	25.80	10.00	0.197	268.8
	3.00	4.39	1.340	2.95	5.59	7.7	16.7	29.8	12.80	2.31	1.51	9.18	6.75	11.50	7.93	30.00	11.50	0.196	228.0
	4.00	5.64	1.720	3.79	7.19	4.5	11.3	36.5	15.50	2.25	1.47	11.24	8.17	14.50	9.89	37.50	14.00	0.192	177.2
75 x 50	1.90	3.54	1.080	2.38	4.51	21.3	34.5	35.5	19.10	2.81	2.05	9.48	7.62	11.40	8.70	39.50	12.50	0.243	282.3
	2.00	3.72	1.130	2.50	4.74	20.0	32.5	37.2	19.90	2.80	2.05	9.91	7.96	12.00	9.10	41.40	13.10	0.243	268.9
	2.30	4.24	1.290	2.85	5.40	16.7	27.6	41.9	22.40	2.79	2.04	11.17	8.96	13.60	10.30	46.90	14.80	0.242	235.8
	2.50	4.58	1.400	3.08	5.84	15.0	25.0	45.0	24.00	2.77	2.03	11.99	9.60	14.60	11.00	50.50	15.90	0.241	218.2
	3.00	5.42	1.650	3.64	6.91	11.7	20.0	52.2	27.80	2.75	2.00	13.91	11.10	17.10	12.90	59.30	18.40	0.240	184.4
	4.00	7.02	2.140	4.72	8.95	7.5	13.8	65.0	34.30	2.69	1.96	17.32	13.70	21.70	16.30	75.30	22.90	0.236	142.4
	4.50	7.79	2.370	5.23	9.92	6.1	11.7	70.6	37.20	2.67	1.94	18.82	14.90	23.80	17.90	82.70	24.90	0.235	128.4
	5.00	8.52	2.600	5.73	10.86	5.0	10.0	75.6	39.70	2.64	1.91	20.17	15.90	25.70	19.30	89.50	26.70	0.233	117.3
	6.00	9.92	3.020	6.66	12.63	3.3	7.5	84.4	44.10	2.58	1.87	22.50	17.60	29.20	21.90	101.80	29.80	0.229	100.8
100 x 50	1.90	4.29	1.310	2.88	5.45	21.3	47.6	71.6	24.50	3.62	2.12	14.30	9.80	17.60	10.90	58.70	16.90	0.293	233.2
	2.00	4.50	1.370	3.03	5.74	20.0	45.0	75.0	25.70	3.62	2.12	15.00	10.30	18.50	11.50	61.60	17.70	0.293	222.0
	2.30	5.14	1.570	3.46	6.55	16.7	38.5	84.8	29.00	3.60	2.10	17.00	11.60	21.00	13.00	69.90	20.00	0.292	194.4
	2.50	5.56	1.700	3.74	7.09	15.0	35.0	91.2	31.10	3.59	2.09	18.20	12.40	22.70	14.00	75.40	21.50	0.291	179.7
	3.00	6.60	2.010	4.44	8.41	11.7	28.3	106.5	36.10	3.56	2.07	21.30	14.40	26.70	16.40	88.60	25.00	0.290	151.5
	4.00	8.59	2.620	5.77	10.95	7.5	20.0	134.1	44.90	3.50	2.03	26.80	18.00	34.10	20.90	113.00	31.30	0.286	116.4
	4.50	9.55	2.910	6.42	12.17	6.1	17.2	146.6	48.90	3.47	2.00	29.30	19.50	37.60	23.00	124.30	34.20	0.285	104.7
	5.00	10.48	3.200	7.05	13.36	5.0	15.0	158.2	52.50	3.44	1.98	31.60	21.00	40.80	25.00	134.90	36.80	0.283	95.4
	6.00	12.27	3.740	8.25	15.63	3.3	11.7	178.8	58.70	3.38	1.94	35.80	23.50	46.90	28.50	154.20	41.40	0.279	81.5
	6.30	12.52	3.820	8.41	15.95	2.9	10.9	175.7	58.20	3.32	1.91	35.10	23.30	46.90	28.60	158.10	42.10	0.273	79.9

Detailed specifications

GALVANIZED RECTANGULAR HOLLOW SECTIONS

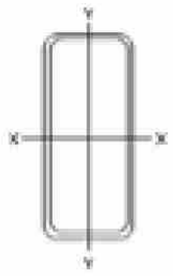

BS EN 10219/MANUFACTURER'S STANDARD

Designation		Weight			Area Of Section	Ratio for Local Buckling		Second Moment of Area		Radius of Gyration		Elastic Modulus		Plastic Modulus		Torsional Constant		Superficial Area per metre length	Nominal Length per tonne
Size	Thickness					Flange	Web	Axis	Axis	Axis	Axis	Axis	Axis	Axis	Axis				
H x B	T	M			A	B/t	H/t	x-x	y-y	x-x	y-y	x-x	y-y	x-x	y-y	J	C	As	L
mm	mm	Kg/m	Kg/ft	lb/ft	cm²			cm4	cm4	cm	cm	cm³	cm³	cm³	cm³	cm4	cm4	m²/m	m
100 x 75	3.00	7.78	2.370	5.23	9.91	20.0	28.3	141.8	91.10	3.78	3.03	28.40	24.30	33.90	27.90	176.60	39.10	0.340	128.6
	3.20	8.26	2.520	5.55	10.53	18.4	26.3	149.8	96.20	3.77	3.02	30.00	25.60	35.90	29.50	187.30	41.30	0.339	121.0
	4.00	10.16	3.100	6.83	12.95	13.8	20.0	180.2	115.40	3.73	2.99	36.00	30.80	43.70	35.90	228.20	49.70	0.336	98.4
	4.50	11.32	3.450	7.61	14.42	11.7	17.2	197.9	126.50	3.71	2.96	39.60	33.70	48.30	39.60	252.70	54.60	0.335	88.4
	5.00	12.45	3.790	8.36	15.86	10.0	15.0	214.6	137.00	3.68	2.94	42.90	36.50	52.70	43.20	276.20	59.20	0.333	80.3
	6.00	14.63	4.460	9.83	18.63	7.5	11.7	245.1	156.00	3.63	2.89	49.00	41.60	61.00	49.90	320.40	67.70	0.329	68.4
	6.30	14.99	4.570	10.07	19.10	6.9	10.9	244.9	156.30	3.58	2.86	49.00	41.70	61.60	50.50	332.50	69.50	0.323	66.7
125 x 50	2.50	6.55	2.000	4.40	8.34	15.0	45.0	159.6	38.10	4.37	2.14	25.50	15.20	32.30	17.00	101.30	27.10	0.341	152.8
	3.00	7.78	2.370	5.23	9.91	11.7	36.7	187.0	44.40	4.34	2.12	29.90	17.70	38.10	20.00	119.00	31.60	0.340	128.6
	4.00	10.16	3.100	6.83	12.95	7.5	26.3	237.5	55.60	4.28	2.07	38.00	22.20	49.00	25.50	152.10	39.80	0.336	98.4
	4.50	11.32	3.450	7.61	14.42	6.1	22.8	260.7	60.60	4.25	2.05	41.70	24.20	54.20	28.10	167.40	43.50	0.335	88.4
	5.00	12.45	3.790	8.36	15.86	5.0	20.0	282.5	65.20	4.22	2.03	45.20	26.10	59.10	30.60	182.00	47.00	0.333	80.3
	6.00	14.63	4.460	9.83	18.63	3.3	15.8	322.0	73.30	4.16	1.98	51.50	29.30	68.30	35.10	208.50	53.10	0.329	68.4
	6.30	14.99	4.570	10.07	19.10	2.9	14.8	319.4	73.30	4.09	1.96	51.10	29.30	68.30	35.50	214.60	54.20	0.323	66.7
125 x 75	3.00	8.96	2.730	6.02	11.41	20.0	36.7	242.8	110.50	4.61	3.11	38.90	29.50	47.30	33.30	242.90	49.50	0.390	111.7
	4.00	11.73	3.580	7.88	14.95	13.8	26.3	310.8	140.70	4.56	3.07	49.70	37.50	61.10	43.00	314.50	63.10	0.386	85.2
	4.50	13.08	3.990	8.79	16.67	11.7	22.8	342.4	154.50	4.53	3.04	54.80	41.20	67.70	47.50	348.60	69.50	0.385	76.4
	5.00	14.41	4.390	9.68	18.36	10.0	20.0	372.5	167.70	4.50	3.02	59.60	44.70	74.10	52.00	381.50	75.60	0.383	69.4
	6.00	16.98	5.180	11.41	21.63	7.5	15.8	428.3	191.80	4.45	2.98	68.50	51.10	86.20	60.30	443.80	86.70	0.379	58.9
	9.00	23.53	7.170	15.81	29.98	3.3	8.9	534.5	238.00	4.22	2.82	85.50	63.50	112.70	78.70	596.40	111.90	0.361	42.5
150 x 50	3.00	8.96	2.730	6.02	11.41	11.7	45.0	298.5	52.60	5.12	2.15	39.80	21.10	51.40	23.50	150.20	38.30	0.390	111.7
	4.00	11.73	3.580	7.88	14.95	7.5	32.5	381.4	66.20	5.05	2.10	50.90	26.50	66.50	30.10	192.10	48.30	0.386	815.2
	4.50	13.08	3.990	8.79	16.67	6.1	28.3	419.8	72.20	5.02	2.08	56.00	28.90	73.60	33.20	211.60	52.90	0.385	76.4
	5.00	14.41	4.390	9.68	18.36	5.0	25.0	456.3	77.90	4.99	2.06	60.80	31.10	80.50	36.20	230.10	57.10	0.383	69.4
	6.00	16.98	5.180	11.41	21.63	3.3	20.0	523.5	87.90	4.92	2.02	69.80	35.20	93.50	41.70	264.00	64.80	0.379	58.9
	6.30	17.47	5.320	11.74	22.25	2.9	18.8	522.8	88.50	4.85	1.99	69.70	35.40	94.60	42.40	272.20	66.30	0.373	57.3

Detailed specifications

GALVANIZED RECTANGULAR HOLLOW SECTIONS

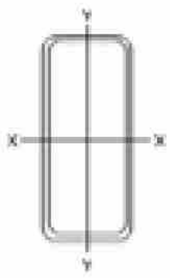

BS EN 10219/MANUFACTURER'S STANDARD

Designation		Weight			Area Of Section	Ratio for Local Buckling		Second Moment of Area		Radius of Gyration		Elastic Modulus		Plastic Modulus		Torsional Constant		Superficial Area per metre length	Nominal Length per tonne
Size	Thickness					Flange	Web	Axis	Axis	Axis	Axis	Axis	Axis	Axis	Axis				
H x B	T	M			A	B/t	H/t	x-x	y-y	x-x	y-y	x-x	y-y	x-x	y-y	J	C	As	L
mm	mm	Kg/m	Kg/ft	lb/ft	cm²			cm4	cm4	cm	cm	cm³	cm³	cm³	cm³	cm4	cm4	m²/m	m
150 x 75	3.00	10.13	3.090	6.81	12.91	20.0	45.0	379.6	130.00	5.42	3.17	50.60	34.70	62.50	38.70	311.80	59.80	0.440	98.7
	4.00	13.30	4.060	8.94	16.95	13.8	32.5	488.0	165.90	5.37	3.13	65.10	44.20	81.10	50.10	404.30	76.60	0.436	75.2
	4.50	14.85	4.530	9.98	18.92	11.7	28.3	538.9	182.50	5.34	3.11	71.90	48.70	90.00	55.50	448.40	84.40	0.435	67.3
	5.00	16.37	4.990	11.00	20.86	10.0	25.0	587.7	198.40	5.31	3.08	78.40	52.90	98.60	60.70	491.00	91.90	0.433	61.1
	6.00	19.34	5.890	12.99	24.63	7.5	20.0	679.1	227.60	5.25	3.04	90.50	60.70	115.10	70.60	572.00	105.80	0.429	51.7
	6.30	19.94	6.080	13.40	25.40	6.9	18.8	685.6	230.90	5.20	3.01	91.40	61.60	117.20	72.20	595.80	109.10	0.423	50.2
	8.00	24.53	7.480	16.48	31.24	4.4	13.8	806.3	269.00	5.08	2.93	107.50	71.70	140.80	86.30	714.50	128.50	0.416	40.8
	9.00	27.07	8.250	18.19	34.48	3.3	11.7	865.8	287.30	5.01	2.89	115.40	76.60	153.00	93.60	775.20	138.10	0.411	36.9
150 x 100	4.00	14.87	4.530	9.99	18.95	20.0	32.5	594.6	318.60	5.60	4.10	79.30	63.70	95.70	72.50	661.60	104.90	0.486	67.2
	4.50	16.62	5.060	11.17	21.17	17.2	28.3	658.1	352.00	5.58	4.08	87.70	70.40	106.30	80.50	736.10	116.10	0.485	60.2
	5.00	18.33	5.590	12.32	23.36	15.0	25.0	719.2	384.00	5.55	4.05	95.90	76.80	116.70	88.30	808.70	126.80	0.483	54.5
	6.00	21.69	6.610	14.58	27.63	11.7	20.0	834.7	444.20	5.50	4.01	111.30	88.80	136.70	103.30	948.30	147.10	0.479	46.1
	6.30	22.41	6.830	15.06	28.55	10.9	18.8	848.3	452.70	5.45	3.98	113.10	90.50	139.90	105.90	991.60	152.30	0.473	44.6
	8.00	27.67	8.430	18.59	35.24	7.5	13.8	1008.1	535.70	5.35	3.90	134.40	107.10	169.20	127.90	1205.90	181.80	0.466	36.1
	9.00	30.60	9.330	20.56	38.98	6.1	11.7	1089.5	577.50	5.29	3.85	145.30	115.50	184.80	139.50	1320.30	197.20	0.461	32.7
200 x 100	4.00	18.01	5.490	12.10	22.95	20.0	45.0	1199.7	410.80	7.23	4.23	120.00	83.20	148.00	91.70	985.40	141.80	0.586	55.5
	4.50	20.15	6.140	13.54	25.67	17.2	39.4	1331.4	454.60	7.20	4.21	133.10	90.90	164.90	102.00	1097.10	157.10	0.585	49.6
	5.00	22.26	6.780	14.96	28.36	15.0	35.0	1459.3	496.90	7.17	4.19	145.90	99.40	181.40	112.10	1206.30	171.90	0.583	44.9
	6.00	26.40	8.050	17.74	33.63	11.7	28.3	1703.3	576.90	7.12	4.14	170.30	115.40	213.30	131.50	1417.00	200.10	0.579	37.9
	6.30	27.36	8.340	18.38	34.85	10.9	26.7	1739.2	591.10	7.06	4.12	173.90	118.20	219.10	135.40	1482.80	207.60	0.573	36.6
	8.00	33.95	10.350	22.81	43.24	7.5	20.0	2090.8	705.40	6.95	4.04	209.10	141.10	267.30	164.70	1810.70	249.60	0.566	29.5
	9.00	37.66	11.480	25.31	47.98	6.1	17.2	2275.6	764.40	6.89	3.99	227.60	152.90	293.40	180.50	1988.30	271.80	0.561	26.6
	10.00	41.26	12.580	27.73	52.57	5.0	15.0	2444.4	817.70	6.82	3.94	244.40	163.50	318.10	195.20	2154.10	292.10	0.557	24.2
	12.00	47.15	14.370	31.68	60.06	3.3	11.7	2606.7	875.60	6.59	3.82	260.70	175.10	350.00	215.30	2414.40	321.80	0.538	21.2
	12.50	48.70	14.850	32.73	62.04	3.0	11.0	2658.9	892.20	6.55	3.79	265.90	178.40	359.10	220.80	2473.80	328.80	0.536	20.5

Detailed specifications

GALVANIZED CIRCULAR HOLLOW SECTIONS

BS EN 10219/MANUFACTURER'S STANDARD

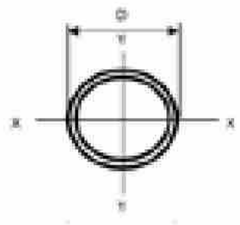

Designation		Weight	Cross Sectional Area	Second Moment of Area	Radius of Gyration	Elastic Modulus	Plastic Modulus	Torsional inertia constant	Torsional modulus constant	Superficial Area per metre length	Nominal Length per tonne	Ratio for Local Buckling
Size	Thickness											
OD	T	M	A	I	i	Wel	Wpl	Lt	Ct	As	L	B/T
mm	mm	Kg/m	cm^2	cm^4	cm	cm^3	cm^3	cm^4	cm^3	m^2/m	m	
21.3	2.0	0.952	1.21	0.57	0.69	0.54	0.75	1.14	1.07	0.07	1050.49	10.65
21.3	2.5	1.159	1.48	0.66	0.67	0.62	0.89	1.33	1.25	0.07	862.75	8.52
21.3	3.0	1.354	1.72	0.74	0.66	0.70	1.01	1.48	1.39	0.07	738.60	7.10
26.9	2.0	1.228	1.56	1.22	0.88	0.91	1.24	2.44	1.81	0.08	814.24	13.45
26.9	2.5	1.504	1.92	1.44	0.87	1.07	1.49	2.88	2.14	0.08	664.74	10.76
26.9	3.0	1.768	2.25	1.63	0.85	1.21	1.72	3.27	2.43	0.08	565.54	8.97
33.7	2.0	1.564	1.99	2.51	1.12	1.49	2.01	5.02	2.98	0.11	639.57	16.85
33.7	2.5	1.924	2.45	3.00	1.11	1.78	2.44	6.00	3.56	0.11	519.86	13.48
33.7	3.0	2.271	2.89	3.44	1.09	2.04	2.84	6.88	4.08	0.11	440.27	11.23
42.4	2.0	1.993	2.54	5.19	1.43	2.45	3.27	10.38	4.90	0.13	501.84	21.20
42.4	2.5	2.460	3.13	6.26	1.41	2.95	3.99	12.52	5.91	0.13	406.51	16.96
42.4	3.0	2.915	3.71	7.25	1.40	3.42	4.67	14.49	6.84	0.13	343.05	14.13
42.4	4.0	3.788	4.83	8.99	1.36	4.24	5.92	17.98	8.48	0.13	263.99	10.60
48.3	2.0	2.284	2.91	7.81	1.64	3.23	4.29	15.62	6.47	0.15	437.89	24.15
48.3	2.5	2.824	3.60	9.46	1.62	3.92	5.25	18.92	7.83	0.15	354.14	19.32
48.3	3.0	3.351	4.27	11.00	1.61	4.55	6.17	22.00	9.11	0.15	298.37	16.10
48.3	4.0	4.370	5.57	13.77	1.57	5.70	7.87	27.54	11.40	0.15	228.83	12.08
48.3	5.0	5.339	6.80	16.15	1.54	6.69	9.42	32.31	13.38	0.15	187.29	9.66
60.3	2.0	2.876	3.66	15.58	2.06	5.17	6.80	31.16	10.34	0.19	347.76	30.15
60.3	2.5	3.564	4.54	18.99	2.05	6.30	8.36	37.99	12.60	0.19	280.62	24.12
60.3	3.0	4.239	5.40	22.22	2.03	7.37	9.86	44.45	14.74	0.19	235.89	20.10
60.3	4.0	5.554	7.07	28.17	2.00	9.34	12.70	56.35	18.69	0.19	180.06	15.08
60.3	5.0	6.819	8.69	33.48	1.96	11.10	15.33	66.95	22.21	0.19	146.65	12.06
76.1	2.0	3.655	4.66	31.98	2.62	8.40	10.98	63.96	16.81	0.24	273.61	38.05
76.1	2.5	4.538	5.78	39.19	2.60	10.30	13.55	78.37	20.60	0.24	220.38	30.44
76.1	3.0	5.408	6.89	46.10	2.59	12.11	16.04	92.19	24.23	0.24	184.90	25.37
76.1	4.0	7.112	9.06	59.06	2.55	15.52	20.81	118.11	31.04	0.24	140.60	19.03
76.1	5.0	8.767	11.17	70.92	2.52	18.64	25.32	141.84	37.28	0.24	114.06	15.22
76.1	6.0	10.373	13.21	81.76	2.49	21.49	29.56	163.52	42.97	0.24	96.41	12.68
76.1	6.3	10.845	13.81	84.82	2.48	22.29	30.78	169.64	44.58	0.24	92.21	12.08
88.9	2.0	4.286	5.46	51.57	3.07	11.60	15.11	103.14	23.20	0.28	233.31	44.45
88.9	2.5	5.327	6.79	63.37	3.06	14.26	18.67	126.75	28.51	0.28	187.73	35.56
88.9	3.0	6.355	8.10	74.76	3.04	16.82	22.15	149.53	33.64	0.28	157.35	29.63
88.9	4.0	8.375	10.67	96.34	3.00	21.67	28.85	192.68	43.35	0.28	119.40	22.23
88.9	5.0	10.346	13.18	116.37	2.97	26.18	35.24	232.75	52.36	0.28	96.66	17.78
88.9	6.0	12.267	15.63	134.94	2.94	30.36	41.31	269.88	60.72	0.28	81.52	14.82
88.9	6.3	12.833	16.35	140.24	2.93	31.55	43.07	280.47	63.10	0.28	77.92	14.11

Detailed specifications

GALVANIZED CIRCULAR HOLLOW SECTIONS

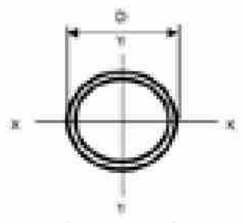

BS EN 10219/MANUFACTURER'S STANDARD

Designation		Weight	Cross Sectional Area	Second Moment of Area	Radius of Gyration	Elastic Modulus	Plastic Modulus	Torsional inertia constant	Torsional modulus constant	Superficial Area per metre length	Nominal Length per tonne	Ratio for Local Buckling
Size	Thickness											
OD	T	M	A	I	i	Wel	Wpl	Lt	Ct	As	L	B/T
mm	mm	Kg/m	cm^2	cm^4	cm	cm^3	cm^3	cm^4	cm^3	m^2/m	m	
101.6	2.0	4.913	6.26	77.63	3.52	15.28	19.84	155.26	30.56	0.32	203.56	50.80
101.6	2.5	6.110	7.78	95.61	3.50	18.82	24.56	191.22	37.64	0.32	163.67	40.64
101.6	3.0	7.295	9.29	113.04	3.49	22.25	29.17	226.07	44.50	0.32	137.08	33.87
101.6	4.0	9.628	12.26	146.28	3.45	28.80	38.12	292.57	57.59	0.32	103.87	25.40
101.6	5.0	11.912	15.17	177.47	3.42	34.93	46.70	354.94	69.87	0.32	83.95	20.32
101.6	6.0	14.146	18.02	206.68	3.39	40.68	54.91	413.35	81.37	0.32	70.69	16.93
101.6	6.3	14.807	18.86	215.07	3.38	42.34	57.30	430.13	84.67	0.32	67.54	16.13
114.3	2.5	6.893	8.78	137.26	3.95	24.02	31.25	274.52	48.03	0.36	145.08	45.72
114.3	3.0	8.234	10.49	162.55	3.94	28.44	37.17	325.10	56.88	0.36	121.44	38.10
114.3	4.0	10.881	13.86	211.07	3.90	36.93	48.69	422.13	73.86	0.36	91.91	28.58
114.3	5.0	13.478	17.17	256.92	3.87	44.96	59.77	513.84	89.91	0.36	74.20	22.86
114.3	6.0	16.025	20.41	300.21	3.83	52.53	70.45	600.42	105.06	0.36	62.40	19.05
114.3	6.3	16.780	21.38	312.71	3.82	54.72	73.57	625.43	109.44	0.36	59.60	18.14
114.3	8.0	20.972	26.72	379.49	3.77	66.40	90.57	758.98	132.81	0.36	47.68	14.29
139.7	3.0	10.114	12.88	301.09	4.83	43.11	56.07	602.18	86.21	0.44	98.88	46.57
139.7	4.0	13.386	17.05	392.86	4.80	56.24	73.68	785.72	112.49	0.44	74.70	34.93
139.7	5.0	16.610	21.16	480.54	4.77	68.80	90.76	961.08	137.59	0.44	60.21	27.94
139.7	6.0	19.783	25.20	564.26	4.73	80.78	107.33	1128.52	161.56	0.44	50.55	23.28
139.7	6.3	20.726	26.40	588.62	4.72	84.27	112.20	1177.24	168.54	0.44	48.25	22.17
139.7	8.0	25.983	33.10	720.29	4.66	103.12	138.93	1440.58	206.24	0.44	38.49	17.46
168.3	3.0	12.230	15.58	532.28	5.85	63.25	81.98	1064.57	126.51	0.53	81.77	56.10
168.3	4.0	16.208	20.65	697.09	5.81	82.84	108.00	1394.18	165.68	0.53	61.70	42.08
168.3	5.0	20.136	25.65	855.85	5.78	101.70	133.38	1711.69	203.41	0.53	49.66	33.66
168.3	6.0	24.015	30.59	1008.69	5.74	119.87	158.12	2017.39	239.74	0.53	41.64	28.05
168.3	6.3	25.170	32.06	1053.42	5.73	125.18	165.42	2106.84	250.37	0.53	39.73	26.71
168.3	8.0	31.626	40.29	1297.27	5.67	154.16	205.74	2594.54	308.32	0.53	31.62	21.04
168.3	10.0	39.039	49.73	1563.98	5.61	185.86	250.92	3127.97	371.71	0.53	25.62	16.83
177.8	4.0	17.145	21.84	825.09	6.15	92.81	120.85	1650.17	185.62	0.56	58.33	44.45
177.8	5.0	21.308	27.14	1013.97	6.11	114.06	149.34	2027.94	228.11	0.56	46.93	35.56
177.8	6.0	25.421	32.38	1196.22	6.08	134.56	177.16	2392.43	269.12	0.56	39.34	29.63
177.8	6.3	26.646	33.94	1249.62	6.07	140.56	185.38	2499.24	281.13	0.56	37.53	28.22
177.8	8.0	33.500	24.68	1541.44	6.01	173.39	230.83	3082.87	346.78	0.56	29.85	22.23
177.8	10.0	41.382	52.72	1861.98	5.94	209.45	281.90	3723.96	418.89	0.56	24.17	17.78
177.8	12.0	49.067	62.51	2159.06	5.88	242.86	330.45	4318.11	485.73	0.56	20.38	14.82
177.8	12.5	50.957	64.91	2229.79	5.86	250.82	342.20	4459.59	501.64	0.56	19.62	14.22

Detailed specifications

GALVANIZED CIRCULAR HOLLOW SECTIONS

BS EN 10219/MANUFACTURER'S STANDARD

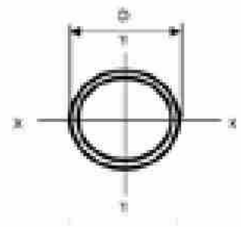

Designation		Weight	Cross Sectional Area	Second Moment of Area	Radius of Gyration	Elastic Modulus	Plastic Modulus	Torsional inertia constant	Torsional modulus constant	Superficial Area per metre length	Nominal Length per tonne	Ratio for Local Buckling
Size	Thickness											
OD	T	M	A	I	i	Wel	Wpl	Lt	Ct	As	L	B/T
mm	mm	Kg/m	cm^2	cm^4	cm	cm^3	cm^3	cm^4	cm^3	m^2/m	m	
193.7	4.0	18.713	23.84	1072.79	6.71	110.77	143.97	2145.58	221.54	0.61	53.44	48.43
193.7	5.0	23.268	29.64	1320.23	6.67	136.32	178.08	2640.46	272.63	0.61	24.98	38.74
193.7	6.0	27.774	35.38	1559.72	6.64	161.05	211.46	3119.45	322.09	0.61	36.01	32.28
193.7	6.3	29.116	37.09	1630.05	6.63	168.31	221.33	3260.09	336.61	0.61	34.35	30.75
193.7	8.0	36.637	46.67	2015.54	6.57	208.11	276.05	4031.07	416.22	0.61	27.29	24.21
193.7	10.0	45.303	57.71	2441.59	6.50	252.10	337.79	4883.18	504.20	0.61	22.07	19.37
193.7	12.0	53.772	68.50	2839.20	6.44	293.15	396.75	5678.40	586.31	0.61	18.60	16.14
193.7	12.5	55.858	71.16	2934.31	6.42	302.97	411.07	5868.62	605.95	0.61	17.90	15.50
219.1	4.0	21.219	27.03	1563.84	7.61	142.75	185.09	3127.67	285.50	0.69	47.13	54.78
219.1	5.0	26.400	33.63	1928.04	7.57	176.00	229.24	3856.09	351.99	0.69	37.88	43.82
219.1	6.0	31.532	40.17	2281.95	7.54	208.30	272.54	4563.89	416.60	0.69	31.71	36.52
219.1	6.3	33.062	42.12	2386.14	7.53	217.81	285.37	4772.28	435.63	0.69	30.25	34.78
219.1	8.0	41.648	53.06	2959.63	7.47	270.16	356.68	5919.27	540.33	0.69	24.01	27.39
219.1	10.0	51.567	65.69	3598.44	7.40	328.47	437.56	7196.88	656.95	0.69	19.39	21.91
219.1	12.0	61.289	78.07	4199.88	7.33	383.38	515.26	8399.76	766.75	0.69	16.32	18.26
219.1	12.5	63.688	81.13	4344.58	7.32	396.58	534.20	5659.16	793.17	0.69	15.70	17.53
244.5	5.0	29.532	37.62	2698.58	8.47	220.74	286.84	5397.16	441.49	0.77	33.86	48.90
244.5	6.0	35.291	44.96	3198.53	8.43	261.64	341.37	6397.07	523.28	0.77	28.34	40.75
244.5	6.3	37.009	47.14	3346.03	8.42	273.70	357.54	6692.05	547.41	0.77	27.02	38.81
244.5	8.0	46.660	59.44	4160.45	8.37	340.32	447.63	8320.89	680.65	0.77	21.43	30.56
244.5	10.0	57.831	73.67	5073.15	8.30	414.98	550.24	10146.29	829.96	0.77	17.29	24.45
244.5	12.0	68.806	87.65	5938.34	8.23	485.75	649.25	11876.69	971.51	0.77	14.53	20.38
244.5	12.5	71.518	91.11	6147.42	8.21	502.86	673.45	12294.84	1005.71	0.77	13.98	19.56
273	5.0	33.046	42.10	3780.81	9.48	276.98	359.16	7561.63	553.97	0.86	30.26	54.60
273	6.0	39.508	50.33	4487.08	9.44	328.72	427.81	8974.17	657.45	0.86	25.31	45.50
273	6.3	41.437	52.79	4695.82	9.43	344.02	448.20	9391.65	688.03	0.86	24.13	43.33
273	8.0	52.282	66.60	5851.71	9.37	428.70	561.97	11703.43	857.39	0.86	19.13	34.13
273	10.0	64.860	82.62	7154.09	9.31	524.11	692.02	14308.19	1048.22	0.86	15.42	27.30
273	12.0	77.240	98.39	8396.14	9.24	615.10	818.03	16792.28	1230.20	0.86	12.95	22.75
273	12.5	80.304	102.30	8697.45	9.22	637.18	848.90	17394.90	1274.35	0.86	12.45	21.84

Detailed specifications

GALVANIZED SQUARE HOLLOW SECTIONS

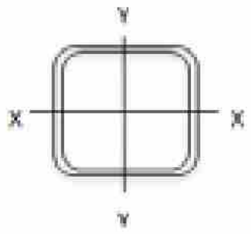

ASTM A-500/MANUFACTURER'S STANDARD

Designation		Weight	Cross Sectional Area	Second Moment of Area	Radius of Gyration	Elastic Modulus	Plastic Modulus	Torsional inertia constant	Torsional modulus constant	Superficial Area per metre length	Superficial Area per metre length	Nominal Length per tonne	Ratio for Local Buckling
Size	Thickness												
B x B	T	M	A	I	i	Wel	Wpl	Lt	Ct	As	As	L	Flange
mm	mm	Kg/m	cm²	cm4	cm	cm³	cm³	cm4	cm³	m²/m	m²/m	m	B/T
19 x 19	1.6	0.822	1.05	0.51	0.70	0.54	0.67	0.88	0.82	0.07	0.07	1215.92	6.88
25 x 25	1.6	1.160	1.43	1.28	0.94	1.02	1.24	2.12	1.54	0.09	0.10	889.79	10.63
25 x 25	2.0	1.364	1.74	1.48	0.92	1.19	1.47	2.53	1.80	0.09	0.09	733.39	7.50
25 x 25	2.3	1.600	1.95	1.61	0.91	1.29	1.62	2.80	1.97	0.09	0.09	652.55	5.87
25 x 25	2.5	1.640	2.09	1.69	0.90	1.35	1.71	2.97	2.07	0.09	0.09	609.79	5.00
25 x 25	3.0	2.010	2.41	1.84	0.87	1.47	1.91	3.33	2.27	0.09	0.09	528.97	3.33
32 x 32	1.6	1.510	1.88	2.84	1.23	1.78	2.12	4.62	2.68	0.12	0.12	677.72	15.00
32 x 32	1.8	1.690	2.09	3.11	1.22	1.95	2.33	5.11	2.94	0.12	0.12	609.23	12.78
32 x 32	2.0	1.860	2.30	3.36	1.21	2.10	2.54	5.58	3.18	0.12	0.12	554.59	11.00
32 x 32	2.3	2.110	2.60	3.71	1.20	2.32	2.84	6.24	3.52	0.12	0.12	490.68	8.91
32 x 32	2.5	2.189	2.79	3.92	1.19	2.45	3.02	6.66	3.72	0.12	0.12	456.75	7.80
32 x 32	3.0	2.670	3.25	4.38	1.16	2.74	3.44	7.62	4.18	0.12	0.12	392.18	5.67
32 x 32	3.2	2.830	3.42	4.54	1.15	2.84	3.59	7.96	4.34	0.12	0.12	372.19	5.00
38 x 38	1.6	1.810	2.26	4.92	1.47	2.59	3.06	7.90	3.90	0.15	0.15	562.75	18.75
38 x 38	2.0	2.230	2.78	5.88	1.46	3.10	3.70	9.60	4.67	0.15	0.15	458.73	14.00
38 x 38	2.3	2.540	3.15	6.54	1.44	3.44	4.15	10.80	5.20	0.14	0.14	404.64	11.52
38 x 38	2.5	2.660	3.39	6.94	1.43	3.65	4.44	11.56	5.53	0.14	0.14	375.88	10.20
38 x 38	3.0	3.240	3.97	7.85	1.41	4.13	5.10	13.35	6.28	0.14	0.14	321.02	7.67
38 x 38	4.0	3.947	5.03	9.26	1.36	4.87	6.22	16.38	7.48	0.14	0.14	253.36	4.50
50 x 50	1.6	2.410	3.03	11.71	1.96	4.68	5.46	18.48	7.03	0.19	0.20	420.19	26.25
50 x 50	1.9	2.797	3.56	13.55	1.95	5.42	6.37	21.61	8.15	0.19	0.19	357.57	21.32
50 x 50	2.0	2.934	3.74	14.15	1.95	5.66	6.66	22.63	8.51	0.19	0.19	340.89	20.00
50 x 50	2.3	3.410	4.25	15.86	1.93	6.34	7.52	25.61	9.55	0.19	0.19	299.58	16.74
50 x 50	2.5	3.602	4.59	16.94	1.92	6.78	8.07	27.53	10.22	0.19	0.19	277.59	15.00
50 x 50	3.0	4.245	5.41	19.47	1.90	7.79	9.39	32.13	11.76	0.19	0.19	235.55	11.67
50 x 50	4.0	5.454	6.95	23.74	1.85	9.49	11.73	40.42	14.43	0.19	0.19	183.35	7.50
50 x 50	4.5	6.020	7.67	25.50	1.82	10.20	12.76	44.09	15.56	0.18	0.19	166.12	6.11
50 x 50	5.0	6.560	8.36	27.04	1.80	10.82	13.70	47.46	16.56	0.18	0.18	152.45	5.00
50 x 50	6.0	7.562	9.63	29.45	1.75	11.78	15.32	53.23	18.20	0.18	0.18	132.24	3.33

Detailed specifications

GALVANIZED SQUARE HOLLOW SECTIONS

ASTM A-500/MANUFACTURER'S STANDARD

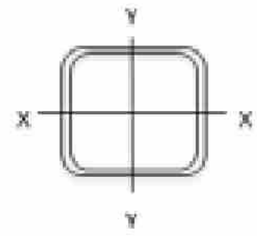

Designation		Weight	Cross Sectional Area	Second Moment of Area	Radius of Gyration	Elastic Modulus	Plastic Modulus	Torsional inertia constant	Torsional modulus constant	Superficial Area per metre length	Superficial Area per metre length	Nominal Length per tonne	Ratio for Local Buckling
Size	Thickness												
B x B	T	M	A	I	i	Wel	Wpl	Lt	Ct	As	As	L	Flange
mm	mm	Kg/m	cm^2	cm4	cm	cm^3	cm^3	cm4	cm^3	m^2/m	m^2/m	m	B/T
65 x 65	1.6	3.133	3.99	26.52	2.58	8.16	9.44	41.38	12.25	0.25	0.25	319.13	35.63
65 x 65	2.0	3.876	4.94	32.31	2.56	9.94	11.58	50.92	14.93	0.25	0.25	258.03	27.50
65 x 65	2.3	4.421	5.63	36.45	2.54	11.21	13.13	57.86	16.86	0.25	0.25	226.18	23.26
65 x 65	2.5	4.780	6.09	39.10	2.53	12.03	14.14	62.39	18.10	0.25	0.25	209.21	21.00
65 x 65	3.0	5.659	7.21	45.42	2.51	13.97	16.57	73.35	21.05	0.25	0.25	176.72	16.67
65 x 65	4.0	7.338	9.35	56.64	2.46	17.43	21.05	93.72	26.34	0.25	0.25	136.27	11.25
65 x 65	4.5	8.139	10.37	61.59	2.44	18.95	23.10	103.14	28.70	0.24	0.24	122.86	9.44
65 x 65	5.0	8.915	11.36	66.10	2.41	20.34	25.03	112.03	30.88	0.24	0.24	112.17	8.00
65 x 65	6.0	10.388	13.23	73.91	2.36	22.74	28.53	128.23	34.72	0.24	0.24	96.26	5.83
75 x 75	1.6	3.636	4.63	41.29	2.99	11.01	12.69	64.09	16.52	0.29	0.29	275.04	41.88
75 x 75	2.3	5.144	6.55	57.10	2.95	15.23	17.74	89.98	22.88	0.29	0.29	194.42	27.61
75 x 75	2.5	5.565	7.09	61.38	2.94	16.37	19.12	97.13	24.60	0.29	0.29	179.70	25.00
75 x 75	3.0	6.601	8.41	71.62	2.92	19.10	22.49	114.54	28.73	0.29	0.29	151.50	20.00
75 x 75	4.0	8.594	10.95	90.19	2.87	24.05	28.76	147.32	36.28	0.29	0.29	116.36	13.75
75 x 75	4.5	9.552	12.17	98.55	2.85	26.28	31.68	162.68	39.71	0.28	0.28	104.68	11.67
75 x 75	5.0	10.485	13.36	106.33	2.82	28.35	34.46	177.35	42.92	0.28	0.28	95.98	10.00
75 x 75	6.0	12.272	15.63	120.16	2.77	32.04	39.58	204.62	48.70	0.28	0.28	81.49	7.50
100 x 100	2.3	6.494	8.85	139.73	3.97	27.95	32.26	217.48	41.95	0.39	0.39	143.91	38.48
100 x 100	3.0	8.956	11.41	177.05	3.94	35.41	41.21	278.68	53.19	0.39	0.39	111.66	28.33
100 x 100	4.0	11.734	14.95	226.35	3.89	45.27	53.30	362.01	68.10	0.39	0.39	85.22	20.00
100 x 100	4.5	13.085	16.67	249.29	3.87	49.86	59.04	401.87	75.07	0.38	0.38	76.42	17.22
100 x 100	5.0	14.410	18.36	271.10	3.84	54.22	64.59	440.52	81.72	0.38	0.38	69.40	15.00
100 x 100	6.0	16.982	21.63	311.47	3.79	62.29	75.10	514.16	94.12	0.38	0.38	58.89	11.67
125 x 125	3.0	11.311	14.41	354.50	4.96	56.72	65.56	552.66	85.14	0.49	0.49	88.41	36.67
125 x 125	4.0	14.874	18.95	457.23	4.91	73.16	85.33	721.99	109.92	0.49	0.49	67.23	26.25
125 x 125	4.5	16.617	21.17	505.83	4.89	80.93	94.84	803.85	121.67	0.48	0.48	60.18	22.78
125 x 125	5.0	18.335	23.36	552.62	4.86	88.42	104.10	883.82	133.01	0.48	0.48	54.54	20.00
125 x 125	6.0	21.692	27.63	640.89	4.82	102.54	121.87	1038.10	154.49	0.48	0.48	46.10	15.83
150 x 150	3.0	13.666	17.41	622.73	5.98	83.03	95.53	964.61	124.60	0.59	0.59	73.18	45.00
150 x 150	4.0	18.014	22.95	807.82	5.93	107.71	124.87	1264.76	161.73	0.59	0.59	55.51	32.50
150 x 150	4.5	20.150	25.67	896.30	5.91	119.51	139.08	1410.79	179.51	0.58	0.58	49.63	28.33
150 x 150	5.0	22.260	28.36	982.12	5.89	130.95	152.98	1554.13	196.79	0.58	0.58	44.92	25.00
150 x 150	6.0	26.402	33.63	1145.91	5.84	152.79	179.88	1832.69	229.84	0.58	0.58	37.88	20.00

Detailed specifications

GALVANIZED RECTANGULAR HOLLOW SECTIONS

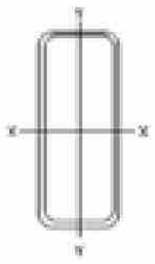

ASTM A-500/MANUFACTURER'S STANDARD

Designation		Weight	Cross Sectional Area	Second Moment of Area	Second Moment of Area	Radius of Gyration	Radius of Gyration	Elastic Modulus	Elastic Modulus	Plastic Modulus	Plastic Modulus	Torsional inertia constant	Torsional modulus constant	Superficial Area per metre length	Nominal Length per tonne	Ratio for Local Buckling	Ratio for Local Buckling
Size	Thickness																
B x H	T	M	A	Ix	Iy	ix	iy	Zx	Zy	Sx	Sy	J	C	As	L	Flange	Web
mm	mm	Kg/m	cm²	cm4	cm4	cm	cm	cm³	cm³	cm³	cm³	cm4	cm³	m²/m	m	B/T	H/T
19 x 38	1.6	1.330	1.66	2.91	0.97	1.33	0.77	1.53	1.02	1.95	1.20	2.46	1.79	0.11	769.41	6.88	18.75
25 x 50	1.6	1.790	2.23	7.02	2.37	1.77	1.03	2.81	1.90	3.53	2.17	5.85	3.29	0.14	570.82	10.63	26.25
25 x 50	2.0	2.149	2.74	8.38	2.81	1.75	1.01	3.35	2.25	4.26	2.62	7.06	3.92	0.14	465.43	7.50	20.00
25 x 50	2.3	2.510	3.10	9.31	3.10	1.73	1.00	3.72	2.48	4.78	2.92	7.90	4.34	0.14	410.64	5.87	16.74
25 x 50	2.5	2.621	3.34	9.89	3.28	1.72	0.99	3.95	2.62	5.11	3.12	8.43	4.60	0.14	381.51	5.00	15.00
25 x 50	3.0	3.190	3.91	11.17	3.67	1.69	0.97	4.47	2.93	5.86	3.56	9.64	5.18	0.14	325.95	3.33	11.67
25 x 75	1.6	2.380	3.03	19.74	3.47	2.55	1.07	5.26	2.78	6.81	3.11	9.93	5.05	0.19	420.19	10.63	41.88
25 x 75	1.9	2.797	3.56	22.84	3.98	2.53	1.06	6.09	3.18	7.94	3.61	11.50	5.80	0.19	357.57	8.16	34.47
25 x 75	2.0	2.934	3.74	23.84	4.14	2.53	1.05	6.36	3.31	8.31	3.77	12.01	6.04	0.19	340.89	7.50	32.50
25 x 75	2.3	3.338	4.25	26.70	4.59	2.51	1.04	7.12	3.67	9.37	4.23	13.46	6.72	0.19	299.58	5.87	27.61
25 x 75	2.5	3.602	4.59	28.52	4.87	2.49	1.03	7.60	3.89	10.06	4.53	14.38	7.14	0.19	277.59	5.00	25.00
25 x 75	3.0	4.245	5.41	32.72	5.49	2.46	1.01	8.72	4.39	11.69	5.21	16.50	8.10	0.19	235.55	3.33	20.00
25 x 75	4.0	5.454	6.95	39.72	6.46	2.39	0.96	10.59	5.17	14.56	6.39	20.01	9.61	0.19	183.35	1.25	13.75
25 x 75	4.5	6.020	7.67	42.56	6.81	2.36	0.94	11.35	5.45	15.82	6.89	21.40	10.19	0.18	166.12	0.56	11.67
38 x 65	1.6	2.455	3.13	17.83	7.79	2.39	1.58	5.49	4.10	6.70	4.63	17.39	6.91	0.20	407.29	18.75	35.63
38 x 65	1.9	2.886	3.68	20.68	9.00	2.37	1.56	6.36	4.74	7.82	5.40	20.30	8.00	0.20	346.48	15.00	29.21
38 x 65	2.0	3.028	3.86	21.59	9.39	2.37	1.56	6.64	4.94	8.18	5.64	21.24	8.35	0.20	330.28	14.00	27.50
38 x 65	2.3	3.446	4.39	24.23	10.50	2.35	1.55	7.46	5.53	9.24	6.37	24.01	9.36	0.20	290.17	11.52	23.26
38 x 65	2.5	3.720	4.74	25.91	11.20	2.34	1.54	7.97	5.90	9.92	6.83	25.79	10.00	0.20	268.81	10.20	21.00
38 x 65	3.0	4.387	5.59	29.83	12.83	2.31	1.51	9.18	6.75	11.55	7.93	30.02	11.50	0.20	227.96	7.67	16.67
38 x 65	3.2	4.646	5.92	31.29	13.42	2.30	1.51	9.63	7.06	12.17	8.35	31.62	12.05	0.20	215.23	6.88	15.31
38 x 65	4.0	5.643	7.19	36.52	15.53	2.25	1.47	11.24	8.17	14.46	9.89	37.55	14.04	0.19	177.22	4.50	11.25
38 x 75	1.6	2.706	3.45	25.34	8.85	2.71	1.60	6.76	4.66	8.34	5.21	21.15	8.03	0.22	369.49	18.75	41.88
38 x 75	1.9	3.184	4.06	29.44	10.24	2.69	1.59	7.85	5.39	9.75	6.08	24.71	9.30	0.22	314.03	15.00	34.47
38 x 75	2.0	3.342	4.26	30.77	10.68	2.69	1.58	8.20	5.62	10.21	6.36	25.86	9.71	0.22	299.25	14.00	32.50
38 x 75	2.3	3.807	4.85	34.61	11.97	2.67	1.57	9.23	6.30	11.55	7.19	29.24	10.90	0.22	262.65	11.52	27.61
38 x 75	2.5	4.113	5.24	37.06	12.78	2.66	1.56	9.88	6.73	12.42	7.72	31.42	11.66	0.22	243.15	10.20	25.00
38 x 75	3.0	4.858	6.19	42.83	14.67	2.63	1.54	11.42	7.72	14.49	8.98	36.62	13.43	0.22	205.86	7.67	20.00
38 x 75	3.2	5.149	6.56	44.99	15.37	2.62	1.53	12.00	8.09	15.29	9.46	38.60	14.09	0.22	194.23	6.88	18.44
38 x 75	4.0	6.271	7.99	52.84	17.85	2.57	1.50	14.09	9.40	18.26	11.25	45.93	16.48	0.21	159.48	4.50	13.75
38 x 75	4.5	6.938	8.84	57.12	19.17	2.54	1.47	15.23	10.09	19.95	12.25	50.04	17.77	0.21	144.13	3.44	11.67

Detailed specifications

GALVANIZED RECTANGULAR HOLLOW SECTIONS

ASTM A-500/MANUFACTURER'S STANDARD

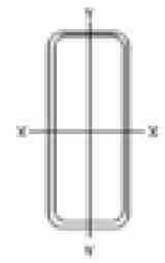

Designation		Weight	Cross Sectional Area	Second Moment of Area	Second Moment of Area	Radius of Gyration	Radius of Gyration	Elastic Modulus	Elastic Modulus	Plastic Modulus	Plastic Modulus	Torsional inertia constant	Torsional modulus constant	Superficial Area per metre length	Nominal Length per tonne	Ratio for Local Buckling	Ratio for Local Buckling
Size	Thickness																
B x H	T	M	A	Ix	Iy	ix	iy	Zx	Zy	Sx	Sy	J	C	As	L	Flange	Web
mm	mm	Kg/m	cm²	cm4	cm4	cm	cm	cm³	cm³	cm³	cm³	cm4	cm³	m²/m	m	B/T	H/T
50 x 75	1.6	3.008	3.83	30.51	16.39	2.82	2.07	8.14	6.56	9.75	7.40	33.67	10.78	0.24	332.46	26.25	41.88
50 x 75	1.9	3.542	4.51	35.54	19.05	2.81	2.05	9.48	7.62	11.42	8.65	39.46	12.55	0.24	282.29	21.32	34.47
50 x 75	2.0	3.719	4.74	37.16	19.91	2.80	2.05	9.91	7.96	11.96	9.06	41.35	13.12	0.24	268.92	20.00	32.50
50 x 75	2.3	4.241	5.40	41.90	22.41	2.79	2.04	11.17	8.96	13.56	10.26	46.92	14.78	0.24	235.81	16.74	27.61
50 x 75	2.5	4.584	5.84	44.95	24.00	2.77	2.03	11.99	9.60	14.59	11.04	50.54	15.85	0.24	218.17	15.00	25.00
50 x 75	3.0	5.423	6.91	52.17	27.76	2.75	2.00	13.91	11.10	17.09	12.91	59.27	18.38	0.24	184.40	11.67	20.00
50 x 75	4.0	7.024	8.95	64.96	34.34	2.69	1.96	17.32	13.74	21.66	16.33	75.33	22.88	0.24	142.37	7.50	13.75
50 x 75	4.5	7.786	9.92	70.56	37.19	2.67	1.94	18.82	14.87	23.75	17.88	82.66	24.86	0.23	128.44	6.11	11.67
50 x 75	5.0	8.522	10.86	75.65	39.75	2.64	1.91	20.17	15.90	25.71	19.33	89.52	26.67	0.23	117.34	5.00	10.00
50 x 75	6.0	9.917	12.63	84.37	44.06	2.58	1.87	22.50	17.63	29.23	21.92	101.82	29.79	0.23	100.84	3.33	7.50
50 x 100	1.6	3.636	4.63	61.29	21.08	3.64	2.13	12.26	8.43	15.04	9.33	50.08	14.53	0.29	275.04	26.25	57.50
50 x 100	1.9	4.288	5.46	71.62	24.55	3.62	2.12	14.32	9.82	17.65	10.94	58.75	16.94	0.29	233.20	21.32	47.63
50 x 100	2.0	4.504	5.74	74.98	25.67	3.62	2.12	15.00	10.27	18.50	11.46	61.59	17.73	0.29	222.05	20.00	45.00
50 x 100	2.3	5.143	6.55	84.83	28.95	3.60	2.10	16.97	11.58	21.03	13.01	69.95	20.02	0.29	194.42	16.74	38.48
50 x 100	2.5	5.565	7.09	91.20	31.06	3.59	2.09	18.24	12.42	22.67	14.01	75.39	21.49	0.29	179.70	15.00	35.00
50 x 100	3.0	6.600	8.41	106.46	36.06	3.56	2.07	21.29	14.42	26.66	16.44	88.56	25.01	0.29	151.50	11.67	28.33
50 x 100	4.0	8.594	10.95	134.14	44.95	3.50	2.03	26.83	17.98	34.10	20.93	112.99	31.35	0.29	116.36	7.50	20.00
50 x 100	4.5	9.552	12.17	146.61	48.87	3.47	2.00	29.32	19.55	37.56	23.00	124.25	34.18	0.28	104.69	6.11	17.22
50 x 100	5.0	10.485	13.36	158.19	52.45	3.44	1.98	31.64	20.98	40.84	24.95	134.87	36.80	0.28	95.38	5.00	15.00
50 x 100	6.0	12.272	15.63	178.75	58.67	3.38	1.94	35.75	23.47	46.90	28.52	154.20	41.43	0.28	81.49	3.33	11.67
50 x 125	2.3	6.046	7.70	148.24	35.50	4.39	2.15	23.72	14.20	29.94	15.75	93.92	25.25	0.34	165.39	16.74	49.35
50 x 125	2.5	6.546	8.34	159.61	38.12	4.37	2.14	25.54	15.25	32.31	16.98	101.26	27.13	0.34	152.76	15.00	45.00
50 x 125	3.0	7.778	9.91	187.02	44.35	4.34	2.12	29.92	17.74	38.11	19.96	119.03	31.64	0.34	128.57	11.67	36.67
50 x 125	4.0	10.164	12.95	237.53	55.56	4.28	2.07	38.01	22.22	49.03	25.53	152.13	39.82	0.34	98.38	7.50	26.25
50 x 125	4.5	11.319	14.42	260.68	60.55	4.25	2.05	41.71	24.22	54.17	28.12	167.45	43.52	0.33	88.35	6.11	22.78
50 x 125	5.0	12.447	15.86	282.46	65.16	4.22	2.03	45.19	26.07	59.10	30.58	181.95	46.95	0.33	80.34	5.00	20.00
50 x 125	6.0	14.627	18.63	322.00	73.28	4.16	1.98	51.52	29.31	68.32	35.12	208.52	53.10	0.33	68.37	3.33	15.83
50 x 150	2.3	6.949	8.85	235.71	42.04	5.16	2.18	31.43	16.82	40.28	18.49	118.46	30.49	0.39	143.91	16.74	60.22
50 x 150	3.0	8.956	11.41	298.55	52.65	5.12	2.15	39.81	21.06	51.43	23.49	150.22	38.28	0.39	111.66	11.67	45.00
50 x 150	4.0	11.734	14.95	381.39	66.16	5.05	2.10	50.85	26.47	66.47	30.13	192.14	48.30	0.39	85.22	7.50	32.50
50 x 150	4.5	13.085	16.67	419.82	72.23	5.02	2.08	55.98	28.89	73.60	33.24	211.60	52.85	0.38	76.42	6.11	28.33
50 x 150	5.0	14.410	18.36	456.29	77.87	4.99	2.06	60.84	31.15	80.48	36.20	230.05	57.11	0.38	69.40	5.00	25.00
50 x 150	6.0	16.982	21.63	523.47	87.89	4.92	2.02	69.80	35.16	93.48	41.72	263.99	64.77	0.38	58.89	3.33	20.00

Detailed specifications

GALVANIZED RECTANGULAR HOLLOW SECTIONS

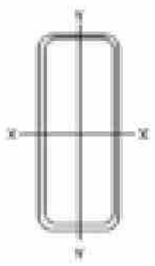

ASTM A-500/MANUFACTURER'S STANDARD

Designation		Weight	Cross Sectional Area	Second Moment of Area	Second Moment of Area	Radius of Gyration	Radius of Gyration	Elastic Modulus	Elastic Modulus	Plastic Modulus	Plastic Modulus	Torsional inertia constant	Torsional modulus constant	Superficial Area per metre length	Nominal Length per tonne	Ratio for Local Buckling	Ratio for Local Buckling
Size	Thickness																
B x H	T	M	A	Ix	Iy	ix	iy	Zx	Zy	Sx	Sy	J	C	As	L	Flange	Web
mm	mm	Kg/m	cm²	cm4	cm4	cm	cm	cm³	cm³	cm³	cm³	cm4	cm³	m²/m	m	B/T	H/T
75 x 100	2.3	6.046	7.70	112.28	72.30	3.82	3.06	22.46	19.28	26.64	21.92	138.34	30.98	0.34	165.39	27.61	38.48
75 x 100	3.0	7.778	9.91	141.75	91.07	3.78	3.03	28.35	24.29	33.93	27.89	176.64	39.09	0.34	128.57	20.00	28.33
75 x 100	3.2	8.264	10.53	149.79	96.17	3.77	3.02	29.96	25.64	35.95	29.53	187.25	41.30	0.34	121.01	18.44	26.25
75 x 100	4.0	10.164	12.95	180.25	115.42	3.73	2.99	36.05	30.78	43.70	35.86	228.25	49.70	0.34	98.38	13.75	20.00
75 x 100	4.5	11.319	14.42	197.95	126.55	3.71	2.96	39.59	33.75	48.30	39.61	252.68	54.60	0.33	88.35	11.67	17.22
75 x 100	5.0	12.447	15.86	214.64	137.00	3.68	2.94	42.93	36.53	52.72	43.21	276.18	59.22	0.33	80.34	10.00	15.00
75 x 100	6.0	14.627	18.63	245.11	155.96	3.63	2.89	49.02	41.59	61.00	49.93	320.42	67.71	0.33	68.37	7.50	11.67
75 x 125	2.3	6.949	8.85	191.52	87.51	4.65	3.14	30.64	23.33	36.99	26.10	189.93	39.08	0.39	143.91	27.61	49.35
75 x 125	3.0	8.956	11.41	242.85	110.52	4.61	3.11	38.86	29.47	47.26	33.29	242.86	49.46	0.39	111.66	20.00	36.67
75 x 125	4.0	11.734	14.95	310.76	140.65	4.56	3.07	49.72	37.51	61.13	42.96	314.53	63.14	0.39	85.22	13.75	26.25
75 x 125	4.5	13.085	16.67	342.40	154.54	4.53	3.04	54.78	41.21	67.73	47.55	348.61	69.50	0.38	76.42	11.67	22.78
75 x 125	5.0	14.410	18.36	372.51	167.68	4.50	3.02	59.60	44.71	74.10	57.96	381.52	75.55	0.38	69.40	10.00	20.00
75 x 125	6.0	16.982	21.63	428.29	191.76	4.45	2.98	68.53	51.14	86.17	60.28	443.81	86.75	0.38	58.89	7.50	15.83
75 x 150	2.3	7.852	10.00	298.43	102.71	5.46	3.20	39.79	27.39	48.77	30.28	243.63	47.18	0.44	127.36	27.61	60.22
75 x 150	3.0	10.133	12.91	379.59	129.97	5.42	3.17	50.61	34.66	62.45	38.69	311.78	59.82	0.44	98.69	20.00	45.00
75 x 150	4.0	13.304	16.95	488.00	165.88	5.37	3.13	65.07	44.24	81.07	50.06	404.26	76.59	0.44	75.16	13.75	32.50
75 x 150	4.5	14.851	18.92	538.94	182.54	5.34	3.11	71.86	48.68	89.97	55.48	448.36	84.42	0.43	67.33	11.67	28.33
75 x 150	5.0	16.372	20.86	587.74	198.36	5.31	3.08	78.37	52.90	98.61	60.71	491.02	91.89	0.43	61.08	10.00	25.00
75 x 150	6.0	19.337	24.63	679.08	227.56	5.25	3.04	90.54	60.68	115.08	70.63	572.03	105.80	0.43	51.71	7.50	20.00
100 x 150	3.0	11.311	14.41	460.64	247.64	5.65	4.15	61.42	49.53	73.48	55.76	507.20	81.40	0.49	88.41	28.33	45.00
100 x 150	4.0	18.874	18.95	594.60	318.57	5.60	4.10	79.28	63.71	95.67	72.50	661.63	104.94	0.49	67.23	20.00	32.50
100 x 150	4.5	16.617	21.17	658.06	351.96	5.58	4.08	87.74	70.39	106.34	80.53	736.08	116.08	0.48	60.18	17.22	28.33
100 x 150	5.0	18.335	23.36	719.20	384.02	5.55	4.05	95.89	76.80	116.73	88.34	808.68	126.81	0.48	54.54	15.00	25.00
100 x 150	6.0	21.692	27.63	834.69	444.19	5.50	4.01	111.29	88.84	136.68	103.30	948.34	147.07	0.48	46.10	11.67	20.00
100 x 200	4.0	18.014	22.95	1199.71	410.78	7.23	4.23	119.97	82.16	148.04	91.70	985.38	141.81	0.59	55.51	20.00	45.00
100 x 200	4.5	20.150	25.67	1331.44	454.64	7.20	4.21	133.14	90.93	164.89	102.02	1097.11	157.12	0.58	49.63	17.22	39.44
100 x 200	5.0	22.260	28.36	1459.25	496.94	7.17	4.19	145.93	99.39	181.37	112.09	1206.29	171.94	0.58	44.92	15.00	35.00
100 x 200	6.0	26.402	33.63	1703.31	576.91	7.12	4.14	170.33	115.38	213.27	131.50	1417.03	200.10	0.58	37.88	11.67	28.33

Product Description

ALLOY STEEL PIPE

♦ HIGH PRESSURE ALLOY STEEL PIPE





Description- High Pressure Alloy Steel Pipe :

Standard: GB/T 5310、ASTM A335 / ASTM A213、EN 10216-2、ASME SA335

Grade: 15CrMoG、12Cr1MoVG、12Cr2Mo1G、16MnDG、10Cr9Mo1VNb（P91/P92）、P5、P9、P11、P12、P22（13CrMo45）、P91、P92、P911、13CrMo4-5(1.7335)、16Mo3(1.5415)、10CrMo9-10(1.7380)、A333 Gr.3 / Gr.4 / Gr.6

Size: Outer diameter 14~720mm, wall thickness 2~120mm; Sch40/Sch80/Sch160 thick wall high-pressure specifications; 100% water pressure+eddy current+UT inspection before leaving the factory.

Application: Main steam pipeline of thermal power boiler, high-pressure pipeline of hydrocracking unit, synthesis gas pipeline of coal chemical industry, superheater bundle of power plant reheater, high-temperature cracking pipeline of refinery, high-pressure pipeline of hydrogen energy storage, pressure pipeline of waste heat power generation equipment, high-pressure process pipeline of fertilizer plant

♦ NICKEL/SUPER ALLOY PIPE





Description- Nickel/Super Alloy Pipe :

Standard: ASTM B407、ASTM B619、ASTM B729、ASME SB-407、EN 10216-5

Grade: Inconel 600(N06600/2.4816)、625(N06625/2.4856)、718(N07718/2.4668)、C22(N06022)、C276(N10276/2.4819)、Hastelloy B2(N10665)、X(N06002)、K500(N05500)、254SMO (S31254)、Monel 400(N04400/2.4360)、904L (N08904/1.4539)、 (S32205/1.4462)、2507 (S32750/1.4410)

Size:Seamless pipe with an outer diameter of 6-450mm and a wall thickness of 0.8-40mm; welded pipe can be used with large diameters; Surface pickling/bright annealing/electrolytic polishing.

Application: High pressure pipelines for seawater desalination, oil and gas sulfur-containing and highly corrosive underground pipe columns, wet metallurgical acid washing equipment pipelines, aerospace hydraulic pipelines, special corrosion-resistant pipelines for flue gas desulfurization (FGD), nuclear power reactor circuit pipelines, chemical strong acid-base reaction transmission pipelines, and pressure resistant pipelines for deep-sea exploration equipment.

Detailed specifications

1.Reference for mechanical properties of mainstream grades

牌号 Grade	屈服强度Rp 0.2(MPa)≥ Yield strength	抗拉强度Rm (MPa)≥ Tensile strength	伸长率%≥ Elongation	核心性能特点 Core performance characteristics
Q355B (16Mn)	≥355	470~630	≥21	常温承压、结构管道 Room temperature pressure bearing, structural pipelines
16MnDG	≥345	450~610	≥22	-40℃低温管道 -40 ℃ low-temperature pipeline performance
15CrMo	≥295	440~640	≥22	500℃以下高温锅炉管道 High temperature boiler pipelines below 500 ℃
12Cr1MoV	≥315	470~640	≥22	580℃高温过热器、主蒸汽管 580 ℃ high temperature superheater, main steam pipe
1Cr5Mo	≥195	390~590	≥22	高温含硫油气炼化管道 High temperature sulfur-containing oil and gas refining pipeline
42CrMo	≥930	≥1080	≥12	高强机械结构、油缸套管 High strength mechanical structure, oil cylinder sleeve

2.Typical brand chemical composition (mass fraction,%)

材质牌号 Material Grade	C	Si	Mn	Cr	Mo	V	S	P
15CrMo	0.12~0.18	0.17~0.37	0.40~0.70	0.80~1.10	0.40~0.55	—	≤0.030	≤0.030
12Cr1MoV	0.08~0.15	0.17~0.37	0.40~0.70	0.90~1.20	0.25~0.35	0.15~0.30	≤0.030	≤0.030
15CrMo	≤0.20	≤0.50	1.00~1.60	—	—	—	≤0.035	≤0.035

Packing and loading







Warehouse >>>> Packaging >>>> Loading

Our Advantages



VERIFICATION OF CONFORMITY

S/N: 022079

No.: **ICR/VC/HM2603311**

Name and address of Applicant	Shandong Xin wugang Steel Co., Ltd. Room 602, No. 9, South Nenjiang Road, Mount Taishan Road East, Jiangguantun Street, Liaocheng Economic and Technological Development Zone, Shandong Province, China
Name and address of manufacturer:	Shandong Xin wugang Steel Co., Ltd. Room 602, No. 9, South Nenjiang Road, Mount Taishan Road East, Jiangguantun Street, Liaocheng Economic and Technological Development Zone, Shandong Province, China
Product name:	Carbon Steel coil, Steel plate, Steel pipe, steel profile, steel wire, Steelbar, stainless steel pipe, Stainless steel coil /plate/profile, Steel Rail, Steel Ball
Product types:	Steel Plate: 0.14mm---500mm, Steel Coil: 0.14mm---25mm, Steel Pipe: 3mm-1020mm*0.3mm----200mm, Steel Wire: 0.15mm--16mm, Round bar: 5mm---600mm, H Beam: 91mm*100mm----1138mm*410mm, I Beam: 76mm*59mm----778mm*269mm, Angle steel: 19mm*19mm---305mm*305mm, Channel: 25*12mm-----457mm*107mm, Steel Ball: 1mm---180mm, Steel Rail: 9---50kg,QU70-120, P65 R65 54E1...
Product trademark:	n/a

Verification was carried within following scope:

Information on the Declaration of Conformity:

Result:	Legislation:	Standard:
✓	CPR [(EU) 305/2011]	EN 10210-1:2006 EN 10210-2:2019 EN 10219-1:2006 EN 10219-2:2019 EN 10025-1:2004 EN 10025-2:2019

The assessment process has been carried out in accordance with individual rules and conditions agreed with the applicant. Evaluation has been carried out in accordance with:

Test report:	MTZ20260318SCPR
Tests conducted by:	Shandong Xin wugang Steel Co., LTD
Issue date:	25.03.2026
Expiration date:	24.03.2031

Remarks:
- VoC was issued on voluntary basis and does not imply meeting all essential requirements listed in Declaration of Conformity.
- For introducing this product on European market may be needed EC/EU-type examination conducted by appropriate Notified Body.

ICR Co. Ltd.
www.icrqa.com
www.icrpolska.com
cert@icrqa.com

CEO, ICR Co., Ltd.

Edition: 5.1.1.8 of 06.03.2024

verification проверка verificación verification проверка verificación verification



中泰认证

QUALITY MANAGEMENT SYSTEM CERTIFICATION

Registration NO: 29022Q12696-10R0S

SHANDONG XIN WUGANG STEEL CO., LTD

Unified social credit code:91371500MA94JRBY2K

Registered Address:Room 602, No. 9, South Nenjiang Road, Mount Taishan Road, Liaocheng Economic and Technological Development Zone, Shandong Province

Office Address:Room 602, No. 9, South Nenjiang Road, Mount Taishan Road, Liaocheng Economic and Technological Development Zone, Shandong Province

Business Address:Room 602, No. 9, South Nenjiang Road, Mount Taishan Road, Liaocheng Economic and Technological Development Zone, Shandong Province

Established Quality Management System Accord With

GB/T 19001-2016 idt ISO9001:2015 standard

Through the certification scope is as follows

Sales of steel (including export)

The release date for the first time: 21-10-2022

The issuance date: 21-10-2022

Will be valid until: 20-10-2025

Issuer:

ZhongTai Union Certification Co., LTD.
Tel: +86 028-62521000 www.ztccc.cn

0036650



统一社会信用代码 91371500MA94JRBY2K

营业执照

名 称 山东鑫武钢铁有限公司
类 型 有限责任公司(自然人独资)
法定代表人 邹庆友
经营范围 一般项目：金属材料销售；金属材料制造；金属制品销售；金属结构销售；高性能有色金属及合金材料销售；轻质金属压延加工；新型金属功能材料销售；金属废料和碎屑加工处理；有色金属合金销售；高性能有色金属及合金材料销售；化工产品销售（不含许可类化工产品）；机械设备销售；金属制品销售；五金产品零售；货物进出口；（除依法须经批准的项目外，凭营业执照依法自主开展经营活动）

注册资本 壹仟万元整
成立日期 2021年07月27日
住 所 山东省菏泽经济技术开发区洛宾屯街道泰山路路东坡江路南9号鲁园东华办公楼602室

登记机关 菏泽市经济技术开发区市场监督管理局
2026 年 06月 26 日

国家市场监督管理总局监制



中国制造网 认证供应商

AUDITED SUPPLIER

Presented To
Shandong Xin Wugang Steel Co.,LTD
山东鑫武钢铁有限公司

In Recognition of Your Site Existence & Business Operations
Audited by SGS-CSTC on 2022-09-26
Audit Report Serial No.: GP-AS0251705

Made-in-China.com 中国制造网 SGS

CERTIFICATE







PRODUCTION EQUIPMENT

Our Advantages







CUSTOMER VISIT







EXHIBITION

CONTACT US

Tel/Wechat/whatsapp

+86 19863513853

Emeil

Sara@x-wusteel.com

Address

Jiangguantun Street, Liaocheng Economic and Technological Development Zone, Shandong Province

