Shandong Xin Wugang Steel

STRUCTURAL SECTION/PROFILE PRODUCT CATALOG

H BEAM | ANGLE STEEL | CHANNEL STEEL



About us.

山东鑫武钢铁有限公司是一家综合性钢铁企业，深耕钢铁行业多年，依托完善的产业链布局、先进的生产装备、严苛的质量体系和贴心的全域服务，稳步发展为具有竞争力与口碑的标杆型钢铁企业，广泛服务于基建工程、机械制造、汽车工业、钢结构等多个核心领域。公司秉持客户至上、诚信为本、服务为先的经营宗旨，打造一站式全周期贴心服务体系。持续为客户提供高品质钢铁产品与一站式优质服务，致力于打造国内一流的现代化钢铁综合服务商与各界合作伙伴携手共赢、共创未来!

Shandong Xinwugang Steel Co., Ltd. is a comprehensive iron and steel enterprise with years of profound experience in the steel industry. Backed by a complete industrial chain layout, advanced production equipment, stringent quality management systems and thoughtful all-round services, we have steadily grown into a benchmark steel enterprise with strong competitiveness and a solid reputation. Our products widely serve a host of core sectors including infrastructure engineering, machinery manufacturing, automobile industry and steel structure construction.

Adhering to the business tenets of "customer supremacy, integrity-based operation and service first", the company has built a one-stop full-cycle considerate service system. We consistently supply high-quality steel products and all-in-one premium services to clients, and strive to become a first-class modern comprehensive steel service provider nationwide. We look forward to win-win cooperation and a shared bright future with all partners from all walks of life!

The most dynamic enterprise
and leader in the steel trading industry.

最具活力企业，钢铁贸易行业的领导者。



Product Description

♦ H-BEAM





Description- H-Beam :

International Standard Model System:

① National standard GB/T 11263 Hot rolled H-beam

HW wide flange H-beam:

HW100 × 100, HW125 × 125, HW150 × 150, HW200 × 200, HW250 × 250, HW300 × 300, HW400 × 400, HW500 × 500, HW600 × 600

HM flange H-beam:

HM150 × 100, HM200 × 150, HM250 × 175, HM300 × 200, HM350 × 250, HM400 × 300, HM450 × 300, HM500 × 300

HN narrow flange H-beam:

HN100 x 50, HN150 x 75, HN200 x 100, HN250 x 125, HN300 x 150, HN350 x 175, HN400 x 200, HN450 x 200, HN500 x 200, HN600 x 200, HN700 x 300, HN800 x 300, HN900 x 300, HN1000 x 300

② European HE/IPN/IPE series

HEB (Wide Edge Heavy Duty):

HEB100、HEB120、HEB140、HEB160、HEB180、HEB200、HEB220、HEB240、HEB260、HEB280、HEB300~HEB1000

HEA (Wide Edge Lightweight):

HEA100、HEA120、HEA140、HEA160、HEA180、HEA200~HEA1000

HEM (Extra Heavy Thickening):

HEM100~HEM800

IPE narrow flange I-beam:

IPE80、IPE100、IPE120、IPE140、IPE160、IPE180、IPE200、IPE220、IPE240、IPE270、IPE300~IPE600

③ Japanese standard H-beam

H100 × 50, H150 × 75, H200 × 100, H300 × 150, H400 × 200, H500 × 250, H600 × 300, H700 × 300

Grade:

National standard GB: Q235B, Q355B, Q345B, Q355NL, Q460, Q235A

American standard ASTM: A36, A572 Gr50, A572 Gr60, A992, A588

European standard EN: S235JR, S275JR, S355JR, S355NL, S460NL, S235J0

Japanese standard JIS: SS400, SS490, SM490A/B

Standard: GB/T 11263-2017、GB/T 706-2016、ASTM A6/A6M-22、ASTM A992-22、EN 10034-2019、EN 10210-1、JIS G3192-2018、ISO 657-2017

Standard sizing: 6m, 9m, 12m (global engineering standard); Customizable non-standard length of 3~18m as needed, supporting cutting to length

surface : Hot rolled black skin (oxide skin), sandblasting rust removal, shot blasting treatment, anti-corrosion painting (epoxy zinc rich paint, alkyd paint), hot-dip galvanizing (zinc layer 85-275g/㎡, suitable for outdoor high corrosion scenes), fireproof coating

Processing services : Groove processing, drilling, cutting, welding, assembly, anti-corrosion treatment

Description- H-Beam :

Application:

1. Industrial buildings: factory portal frame main column, roof main beam, crane beam, steel structure factory frame, equipment foundation support
2. Civil buildings: high-rise building load-bearing steel columns, floor load-bearing beams, steel structure residential frames, elevator shaft frames
3. Bridge engineering: bridge piers, beams, bridge deck support beams, ramp steel structure frames, auxiliary structures for cross sea bridges
4. Energy Engineering: Main load-bearing brackets for photovoltaic power plants, foundation frames for wind turbine towers, steel structure frames for substations, and structures for nuclear power auxiliary buildings
5. Port terminal: wharf wharf, container yard gantry crane foundation, port loading and unloading equipment rack, wharf fender support structure
6. Other scenes: tower crane base, shield machine supporting steel structure, prefabricated building steel components, heavy equipment rack, main column of storage three-dimensional shelf

♦ I-BEAM





Description- I-Beam :

International Standard Model System: ① National standard model

Light I-beam: I10#、I12#、I14#、I16#、I18#、I20a/I20b、I22a/I22b、I25a/I25b、I28a/I28b

Heavy duty I-beam: I30a/I30b/I30c、I36a/I36b/I36c、I40a/I40b/I40c、I45a/I45b/I45c、I56a/I56b/I56c、I63a/I63b/I63c

② European standard IPN series

IPN80、IPN100、IPN120、IPN140、IPN160、IPN180、IPN200、IPN220、IPN240、IPN270、IPN300、IPN330、IPN360、IPN400、IPN450、IPN500、IPN550

③ American standard S series Standard I-Beam

S6 × 12.5, S8 × 18.4, S10 × 25.4, S12 × 31.8, S15 × 42.9, S18 × 54.7, S20 × 65.4, S24 × 79.9

④ Japanese standard I-shaped steel

IS100、IS125、IS150、IS200、IS250、IS300、IS350、IS400

Standard: GB/T 706-2016、GB/T 11263-2017、ASTM A6/A6M-22、EN 10034-2019、EN 10210-1、JIS G3192-2018、ISO 657-2017

Grade: Q235B、Q355B、Q345B、Q355NL、Q235A、Q420、A36、A572 Gr50、A572 Gr60、A992、A588、S235JR、S275JR、S355JR、S355NL、S235J0、S460JR、SS400、SS490、SM490B

Fixed length: 6m、9m、12m； Customizable 3~18m non-standard cutting according to needs, supports zero cutting

Standard sizing: Hot rolled black skin, sandblasting rust removal, shot blasting treatment, anti-corrosion painting, hot-dip galvanizing, fireproof coating; End beveling, drilling, and cutting can be performed as needed

Application: 1. Industrial plant: plant secondary beams, crane beams (light/heavy), equipment platform support beams, steel structure platform skeleton

2. Municipal engineering: pipeline supports, street lamp pole foundation supports, municipal fence support beams, bridge auxiliary support structures
3. Mechanical equipment: small equipment racks, machine tool bases, conveyor equipment brackets, mining equipment auxiliary structures
4. Civil buildings: door and window lintels, steel structure sandwich load-bearing beams, staircase support beams, prefabricated building secondary components
5. Other scenarios: secondary beams of storage shelves, advertising board brackets, temporary construction brackets, ship auxiliary structures

W-BEAM





Description- W-Beam :

Mainstream models: W4×13、W6×15、W6×20、W8×18、W8×21、W8×24、W10×22、W10×30、W10×39、W12×26、W12×35、W12×40、W12×50、W14×34、W14×43、W14×53、W14×68、W16×36、W16×40、W16×50、W16×67、W18×40、W18×50、W18×60、W18×71、W21×44、W21×55、W21×68、W21×83、W24×55、W24×68、W24×84、W24×103、W27×84、W27×94、W27×107、W30×90、W30×108、W30×124、W36×135、W36×150、W40×149、W44×335

Standard: ASTM A6/A6M-22、ASTM A992-22、ISO 657-2017、EN 10034-2019、GB/T 11263-2017

Grade: A992、A36、A572 Gr50、A572 Gr60、A588、Q355B，Q235B，Q355B，Q420、S355JR，S235JR，S355JR

Fixed length: 6m, 12m (standard for North American engineering); Customizable 3~18m non-standard cutting according to needs, supporting fixed length processing

Surface: Hot rolled black skin, sandblasting rust removal, shot blasting treatment, anti-corrosion painting (in compliance with North American environmental standards), hot-dip galvanizing (zinc layer 120-275g/㎡), fireproof coating; Groove, drilling, welding, and assembly processing can be carried out as needed

Application:

1. North American architecture: steel structure residential main columns, roof main beams, commercial building frames, high-rise building steel frame structures
2. Bridge engineering: North American highway bridges, railway bridge piers, beams, ramp steel structure frames, bridge auxiliary support structures
3. Industrial facilities: North American factory building frames, crane beams, equipment racks, storage three-dimensional shelves, main columns
4. Energy engineering: North American photovoltaic power plant supports, wind turbine tower foundations, substation steel structure frameworks, petrochemical plant structures
5. Other scenarios: tower crane base, port loading and unloading equipment rack, temporary construction support, prefabricated building steel components

ANGLE STEEL





Description- Angle Steel :

Mainstream specifications:

Equal Angle:

①Side length specification (mm): 20×20、25×25、30×30、36×36、40×40、45×45、50×50、56×56、63×63、70×70、75×75、80×80、90×90、100×100、110×110、125×125、140×140、160×160、180×180、200×200、250×250, etc

②Thickness specification (mm): Each side length corresponds to a thickness of 3, 4, 5, 6, 8, 10, 12, 14, 16, 18, 20mm, with customized thickening thickness as needed

Unequal Angle:

①Mainstream specifications (long side x short side, mm): 32 × 20, 40 × 25, 45 × 28, 50 × 32, 56 × 36, 63 × 40, 70 × 45, 75 × 50, 80 × 50, 80 × 63, 90 × 56, 100 × 63, 100 × 80, 125 × 80, 125 × 100, 140 × 90, 160 × 100, 160 × 125, 180 × 110, 200 × 125

②Thickness specifications (mm): Each specification corresponds to a thickness of 3, 4, 5, 6, 8, 10, 12, 14, 16mm, and supports non-standard thickening customization

Standard: GB/T 706-2016、GB/T 709-2006、ASTM A6/A6M-22、ASTM A36-22、EN 10056-1-2017、EN 10034-2019、JIS G3192-2018、ISO 657-2017

Grade: Q235B、Q355B、Q345B、Q355NL、Q235A、Q420、Q215、A36、A572 Gr50、A572 Gr60、A588、A325、S235JR、S275JR、S355JR、S355NL、S235J0、S460JR、SS400、SS490、SM490B、SM400A

Fixed length: 6m, 9m, 12m (standard for global engineering); Customized 1-18m non-standard cutting according to needs, supporting zero cutting and segmented processing

Surface: Hot rolled black skin, sandblasting rust removal, shot blasting treatment, anti-corrosion painting, hot-dip galvanizing (zinc layer 85-275g/㎡, suitable for outdoor and coastal high corrosion scenes), electroplating galvanizing (for indoor decoration), fireproof coating

Application:

1. Steel structure connections: steel structure node connections, frame splicing angle codes, curtain wall skeleton connections, steel component reinforcement angle brackets
2. Municipal engineering: main materials for transmission towers, communication tower frames, street lamp pole supports, road isolation barrier frames, municipal fence frames
3. Industrial facilities: equipment base brackets, storage shelf layer supports, bridge brackets, pipeline supports and hangers, factory steel structure secondary components
4. Construction engineering: curtain wall skeleton support, roof support angle brackets, prefabricated building connectors, foot supports, door and window frame reinforcement

♦ CHANNEL STEEL





Description- Channel Steel :

Mainstream specifications:

C Channel：

C3×4.1、C4×5.4、C5×6.7、C6×8.2、C6×10.5、C8×11.5、C8×13.75、C10×15.3、C10×20、C12×20.7、C12×25、C15×33.9、C18×40.8、C20×50

U Channel：

UPN80、UPN100、UPN120、UPN140、UPN160、UPN180、UPN200、UPN220、UPN240、UPN260、UPN280、UPN300、UPN350、UPN400、UPN450、UPN500

Standard: GB/T 707-2008、GB/T 706-2016、ASTM A6/A6M-22、ASTM A36-22、EN 10034-2019、EN 10210-1、JIS G3192-2018、ISO 657-2017

Grade: Q235B、Q355B、Q345B、Q355NL、Q235A、Q420、Q215、A36、A572 Gr50、A572 Gr60、A588、A992、S235JR、S275JR、S355JR、S355NL、S235J0、S460JR、SS400、SS490、SM490B、SM400A

Fixed length: 6m, 9m, 12m (standard for global engineering); Customizable 3~18m non-standard cutting according to needs, supporting zero cutting and segmented processing

Surface: Hot rolled black skin, sandblasting rust removal, shot blasting treatment, anti-corrosion painting, hot-dip galvanizing (zinc layer 85-275g/㎡, suitable for outdoor and coastal high corrosion scenes), fireproof coating; End beveling, drilling, cutting, welding, and assembly processing can be carried out as needed

Application:

1. Industrial plant: steel structure secondary beam, equipment base frame, crane track support beam, plant enclosure structure skeleton, crane beam auxiliary support
2. Municipal engineering: Bridge auxiliary support structure, pipeline support, municipal ditch cover skeleton, street lamp pole foundation support, road isolation guardrail frame
3. Mechanical equipment: forklift fork blanks, conveyor equipment brackets, machine tool bases, mining equipment auxiliary structures, agricultural machinery accessories
4. Construction engineering: door and window frame profiles, steel structure sandwich load-bearing beams, roof support beams, prefabricated building secondary components, curtain wall skeleton support
5. Transportation and logistics: container frame, truck carriage frame, port loading and unloading equipment support, bridge cofferdam support structure
6. Energy Engineering: Photovoltaic bracket main beam, wind turbine tower foundation bracket, substation steel structure framework, petrochemical pipeline bracket

PURLIN & COLD FORMED STEEL





Description- Purlin & Cold Formed Steel :

Mainstream specifications:

C Purlin:

Lightweight C-purlin: C80 × 40 × 15 × 1.2, C80 × 40 × 15 × 1.5, C100 × 50 × 20 × 1.2, C100 × 50 × 20 × 1.5, C100 × 50 × 20 × 1.8, C120 × 50 × 20 × 1.5, C120 × 50 × 20 × 1.8/2.0

Medium sized C purlins: C140 × 60 × 20 × 1.8, C140 × 60 × 20 × 2.0, C140 × 60 × 20 × 2.5, C160 × 60 × 20 × 2.0, C160 × 60 × 20 × 2.5, C160 × 60 × 20 × 3.0, C180 × 70 × 20 × 2.0, C180 × 70 × 20 × 2.5, C180 × 70 × 20 × 3.0

Heavy duty C-purlin: C200 × 70 × 20 × 2.5, C200 × 70 × 20 × 3.0, C220 × 75 × 25 × 2.5, C220 × 75 × 25 × 3.0, C250 × 75 × 25 × 2.5, C250 × 75 × 25 × 3.0, C300 × 80 × 30 × 3.0, C300 × 80 × 30 × 4.0 (for heavy-duty engineering)

Z Purlin:

Lightweight Z-purlin: Z100 × 50 × 20 × 1.2, Z100 × 50 × 20 × 1.5, Z120 × 50 × 20 × 1.5, Z120 × 50 × 20 × 1.8, Z120 × 50 × 20 × 2.0

Medium sized Z-purlins: Z140 × 60 × 20 × 1.8, Z140 × 60 × 20 × 2.0, Z140 × 60 × 20 × 2.5, Z160 × 60 × 20 × 2.0, Z160 × 60 × 20 × 2.5, Z160 × 60 × 20 × 3.0, Z180 × 70 × 20 × 2.0, Z180 × 70 × 20 × 2.5, Z180 × 70 × 20 × 3.0

Heavy duty Z-purlins: Z200 x 70 x 20 x 2.5, Z200 x 70 x 20 x 3.0, Z220 x 75 x 25 x 2.5, Z220 x 75 x 25 x 3.0, Z250 x 75 x 25 x 2.5, Z250 x 75 x 25 x 3.0, Z300 x 80 x 30 x 3.0, Z300 x 80 x 30 x 4.0

Standard: GB/T 6728-2017、GB/T 12755-2019、GB/T 2518-2008、ASTM A653/A653M-22、ASTM A500/A500M-22、EN 10162-2019、EN 10130-2006、EN 10346-2019、JIS G3141-2017、JIS G3302-2018

Grade: Q235B、Q355B、SPCC、DC01、DC03、DX51D+Z、DX52D+Z、DX53D+Z、SGCC、SGCH、ASTM A653 Gr33、ASTM A653 Gr40、ASTM A653 Gr50、EN 10130 DC01、EN 10130 DC03、EN 10219 S235JR、EN 10219 S355JR、JIS G3141 SPCC、JIS G3141 SPCD、JIS G3302 SGCC

Fixed length: 6m, 9m, 12m (standard for global engineering); Customizable length according to roof span (1-18m), with pre fabricated bolt holes available for on-site assembly, reducing on-site processing workload

Surface: Blackout (cold-rolled natural color, suitable for indoor scenes), hot-dip galvanizing (zinc layer Z120~Z275g/㎡, suitable for outdoor and coastal high corrosion scenes, EU RoHS environmental standards), electroplating galvanizing (for indoor decoration only), anti-corrosion painting (suitable for special corrosion scenes)

Description- Purlin & Cold Formed Steel :

Application:

1. Industrial plant: Steel structure plant roof, wall enclosure system purlins, large-span plant roof continuous overlapping Z-purlins, wall support C-purlins
2. Agricultural facilities: vegetable greenhouse, livestock and poultry breeding greenhouse skeleton, connected greenhouse main load-bearing frame, greenhouse roof and wall support purlins
3. New energy engineering: photovoltaic roof support, photovoltaic ground support secondary beam, distributed photovoltaic roof support purlin, wind turbine tower auxiliary support
4. Light steel structure: activity board house, container house wall panel, floor load-bearing keel, prefabricated light steel structure wall, roof skeleton
5. Municipal engineering: temporary construction fence skeleton, municipal billboard bracket, street lamp pole foundation bracket, small steel structure canopy skeleton
6. Other scenarios: secondary beams of storage shelves, protective fences for equipment, support for small steel structure platforms, auxiliary structures for ships

♦ T-BAR





Description- T-Bar :

Mainstream specifications:

TW wide flange T-shaped steel: TW100 × 100, TW125 × 125, TW150 × 150, TW200 × 200, TW250 × 250, TW300 × 300, TW400 × 400

TM flange T-shaped steel: TM150 × 100, TM200 × 150, TM250 × 175, TM300 × 200, TM350 × 250, TM400 × 300, TM450 × 300

TN narrow flange T-shaped steel: TN100 × 50, TN150 × 75, TN200 × 100, TN250 × 125, TN300 × 150, TN350 × 175, TN400 × 200, TN450 × 200, TN500 × 200, TN600 × 200

Standard: GB/T 11263-2017、GB/T 706-2016、GB/T 12467-2019、ASTM A6/A6M-22、ASTM A992-22、ASTM A36-22、EN 10034-2019、EN 1090-2、EN 10210-1、JIS G3192-2018、JIS Z3136-2018、ISO 657-2017、ISO 15614-1

Grade: Q235B、Q355B、Q345B、Q355NL、Q460、Q235A、Q420、A36、A572 Gr50、A572 Gr60、A992、A588、S235JR、S275JR、S355JR、S355NL、S460NL、S235J0、SS400、SS490、SM490A/B、SM400A

Fixed length: 6m, 9m, 12m (standard for global engineering); Customizable 3~18m non-standard cutting according to needs, supporting zero cutting and segmented processing

Surface: Hot rolled black skin, sandblasting rust removal, shot blasting treatment, anti-corrosion painting, hot-dip galvanizing (zinc layer 85-275g/㎡, suitable for outdoor and coastal high corrosion scenes), fireproof coating; End bevel-ing, drilling, cutting, welding, and assembly processing can be carried out as needed. Welding T-shaped steel supports welding seam grinding, non-destructive testing, and anti-corrosion treatment

Application: 1. Industrial buildings: steel structure factory roof support beams, wall column auxiliary supports, crane beam flange reinforcement, equipment platform load-bearing skeleton, factory steel structure node connectors
2. Bridge engineering: Bridge guardrail skeleton, bridge pier column auxiliary support, bridge deck load-bearing components, ramp steel structure splicing nodes, reinforcement of auxiliary structures of cross sea bridges
3. Mechanical equipment: heavy equipment frame crossbeams, machine tool worktable supports, conveyor equipment brackets, mining equipment main components, agricultural machinery accessory load-bearing skeletons
4. Construction engineering: high-rise building steel structure sandwich support, curtain wall skeleton main support, prefabricated building steel component splicing, staircase handrail skeleton, roof truss connection components
5. Energy Engineering: Main support for photovoltaic power station brackets, auxiliary components for wind turbine tower foundations, steel structure framework for substations, load-bearing beams for petrochemical pipeline brackets

♦ STEEL SHEET PILE







Description- Steel Sheet Pile :

Mainstream specifications:

U Type Steel Sheet Pile:

SP-III，400×100×10.5mm、SP-IV，400×125×13mm、SP-V，500×150×15mm、SP-VI，500×170×18mm、U250（250×85×6mmm）、U300（300×100×7mm）、U350（350×110×8mm）、U400（400×120×9mm）、U450（450×130×10mm）、U500（500×140×12mm）、U600（600×150×14mm）、PU12（305×102×6.4mm）、PU14（356×114×7.1mm）、PU16（406×127×7.9mm）、PU18（457×140×8.7mm）、PU20（508×152×9.5mm）

Z Type Steel Sheet Pile:

Z270（270×125×9mm）、Z350（350×150×10mm）、Z400（400×170×12mm）、Z500（500×200×14mm）、Z275（275×130×8mm）、Z355（355×160×9mm）、Z430（430×180×11mm）、Z550（550×210×13mm）

Straight Web Steel Sheet Pile:

PZ18（180×60×5mm）、PZ22（220×70×6mm）、PZ25（250×80×7mm）、PZ30（300×90×8mm）、LSP180（180×65×5mm）、LSP220（220×75×6mm）、LSP250（250×85×7mm）、LSP300（300×95×8mm）

Standard: GB/T 20933-2014、GB/T 706-2016、GB/T 12467-2019、ASTM A6/A6M-22、ASTM A690-22、ASTM A709-22、EN 10248-1-2017、EN 10034-2019、EN 1090-2、JIS G3192-2018、JIS G3136-2018、JIS A5528-2018、ISO 657-2017、ISO 10248、ISO 15614-1

Grade: Q235B、Q355B、Q355NL、Q420、Q460、A36、A572 Gr50、A588、A690、A709 Gr50、S235JR、S275JR、S355JR、S355NL、S430GP、S460JR、S355J2G3、SS400、SS490、SM490B、SM570、SY295、SY390、AML235、AML355、S355J2W

Fixed length: 6m, 9m, 12m (standard for global engineering); Customizable non-standard length of 3~18m as needed, supports cutting to length, adapts to different pit depths and cofferdam height requirements, and can customize segmented length according to engineering drawings

Surface: Hot rolled black skin (oxide skin, basic factory condition, suitable for short-term engineering and indoor storage), sandblasting rust removal (Sa2.5 level, suitable for pre-treatment of anti-corrosion coating), shot blasting treatment (Sa3 level, enhancing adhesion of anti-corrosion coating), anti-corrosion painting (epoxy zinc rich paint, asphalt paint, suitable for foundation pits and water conservancy scenes, in compliance with international environmental standards), hot-dip galvanizing (zinc layer 85-275g/㎡, suitable for coastal and high corrosion scenes, EU RoHS, North American ASTM environmental standards), cathodic protection treatment (special for cross sea engineering), fireproof coating (suitable for supporting scenes near fire sources)

Description- Steel Sheet Pile :

Application:

1. Foundation pit support: deep foundation pit support for construction projects, subway tunnel foundation pit enclosure, municipal pipe network construction trench support, high-rise building foundation excavation support, large commercial complex foundation pit enclosure
2. Water conservancy engineering: river regulation cofferdam, reservoir embankment reinforcement, flood control embankment construction, canal excavation slope support, sewage treatment plant pool enclosure, lake dredging cofferdam, South to North Water Diversion cross regional water conservancy projects
3. Port terminals: construction of port terminal cofferdams, reinforcement of port shore walls, support of container yard slopes, construction of cross sea bridge cofferdams, construction of port breakwaters, and foundation reinforcement of port loading and unloading areas
4. Municipal engineering: construction support for urban underground pipe galleries, excavation enclosure for municipal road expansion, anti-seepage slope support for landfill sites, dredging cofferdam for river channels, urban flood control and drainage engineering, and trench support for municipal pipeline construction
5. Other scenarios: temporary construction enclosure foundation, flood control emergency water blocking, mine tailings pond slope support, large equipment foundation pit enclosure, chemical park anti-seepage cofferdam, island development project support

STEEL RAIL





Description- Steel Rail :

Mainstream specifications:

1. National standard heavy rail: 38kg/m, 43kg/m, 50kg/m, 60kg/m, 75kg/m
2. European standard UIC series: UIC50（50E6）、UIC54（54E1）、UIC60（60E1）、UIC71（71E1）、UIC80（80E1
3. American heavy rail: 115RE, 136RE, 141RE, 155RE, 175RE
4. Japanese standard heavy rail: JIS 50N, JIS 60N, JIS 70N, and UIC50, UIC60, UIC71

Standard: GB/T 2585-2018、GB/T 34265-2017、GB/T 11264-2012、GB/T 32666-2016、EN 13674-1-2017、EN 13674-2-2017、UIC 860-2、ASTM A6/A6M-22、ASTM A709-22、AREMA 2022、JIS E1101-2018、JIS E1111-2018、ISO 6390-2019、ISO 15630-1-2017

Grade: Q235B、U71Mn、U75V、U78CrV、U95Cr、U71MnH、U75VH、S235JR、S355JR、S355J2W、S460JR、A36、A572 Gr50、A572 Gr60、A588、A709 Gr50、AREMA 100、SS400、SM490B、JIS SUYB、JIS SUYP、JIS SUYH

Cross-sectional dimensions: National standards: 38kg/m (height 134mm, bottom width 114mm, head width 68mm, waist thickness 13mm), 50kg/m (height 152mm, bottom width 132mm, head width 70mm, waist thickness 15.5mm), 60kg/m (height 176mm, bottom width 150mm, head width 73mm, waist thickness 16.5mm); European standard UIC50 (height 152mm, bottom width 132mm, head width 70mm, waist thickness 15.5mm), UIC60 (height 176mm, bottom width 150mm, head width 73mm, waist thickness 16.5mm);
American standard 115RE (height 159mm, bottom width 152mm, head width 79mm, waist thickness 16mm), 136RE (height 172mm, bottom width 178mm, head width 89mm, waist thickness 19mm);
Japanese standard JIS 50N (consistent with UIC50), JIS 60N (consistent with UIC60).

Fixed length: 12.5m, 25m (standard for global railway engineering, with a fixed length to reduce joints and improve train stability); Customized non-standard lengths of 6m, 9m, and 18m can be made as needed, supporting cutting to length and adapting to different construction scenarios and transportation conditions to meet the segmented construction needs of overseas projects.

Description- Steel Rail :

Surface:

(1) Basic factory process: Hot rolled black skin (with oxide skin, in basic condition, suitable for short-term use, indoor storage, low cost, can be directly used for temporary railways and mining dedicated lines); Hot rolled natural color (remove surface oxide skin, smooth surface, suitable for conventional railway laying).

(2) Anti corrosion process: hot-dip galvanizing (zinc layer 85-275g/㎡, compliant with EU RoHS and North American ASTM environmental standards, suitable for railways in coastal, humid, and highly corrosive areas, with an anti-corrosion service life of over 15 years); Anti corrosion spray painting (epoxy zinc rich paint, asphalt paint, coating thickness of 60-120 μ m, suitable for outdoor common corrosion scenes, easy to apply, customizable colors according to needs); Cathodic protection treatment (suitable for seawater immersion and chemical corrosion scenarios, such as port railways, cross sea bridge ancillary railways).

(3) Strengthening process: heat treatment (quenching+tempering, increasing the hardness of the steel rail to HB320~380, enhancing wear resistance, suitable for high-speed and heavy-duty freight railways); Surface shot blasting (Sa3 level, removing surface defects, enhancing coating adhesion, and preparing for anti-corrosion treatment); Steel rail end quenching (enhances the hardness of the joint, reduces wear, and extends the service life of the joint).

(4) Processing services: End beveling, drilling, cutting, welding, joint polishing, length docking, providing matching processing of rail accessories (fishplates, bolts), supporting customized processing according to engineering drawings, achieving one-stop procurement, and adapting to overseas engineering site construction needs.

Application:

Railway trunk line project: Suitable for global ordinary railway trunk lines, high-speed railway trunk lines, intercity railways, covering dual-use railways for passenger and freight transportation. The core procurement models are UIC50, UIC60, national standard 50kg/m, 60kg/m, which are the core procurement categories of international railway infrastructure projects, suitable for railway construction and renovation projects in Southeast Asia, Central East, Africa and other regions.

Other scenarios: Suitable for temporary construction railways, military dedicated railways, and sightseeing small train tracks, providing lightweight steel rails and customized specifications to meet different usage needs, covering a full range of steel rail application scenarios.

Detailed specifications

Core brand chemical composition&mechanical properties

类型 Type	C	Si	Mn	P≤	S≤
普通碳素结构钢 Ordinary carbon structural steel	0.12-0.22	≤0.35	0.30-0.70	0.045	0.045
优质碳素钢20# High quality carbon steel 20#	0.17-0.24	0.17-0.37	0.35-0.65	0.035	0.035
优质碳素钢45# High quality carbon steel 45#	0.42-0.50	0.17-0.37	0.50-0.80	0.035	0.035
60#高碳钢 60 # high carbon steel	0.57-0.65	0.17-0.37	0.50-0.80	0.035	0.035

Detailed specifications

01.日标H型钢　H Section JIS

尺寸和截面特性　Dimensions and Sectional Properties

(1) JIS G3192:1994　JIS G3136:2008

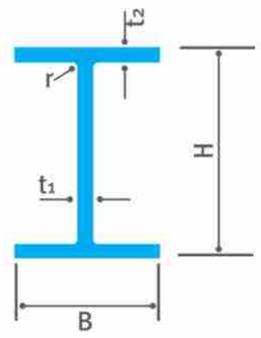

型号 (宽度*高度) Division (depth x width)	理论重量 Unit Weight (kg/m)	截面尺寸 Standard Sectional Dimension(mm)					截面面积 Sectional Area (cm^2)
	W	H	B	t_1	t_2	r	A
100 x 100	16.9	100	100	6	8	8	21.59
125 x 125	23.6	125	125	6.5	9	8	30.00
150 x 75	14.0	150	75	5	7	8	17.85
150 x 100	20.7	148	100	6	9	8	26.35
150 x 150	31.1	150	150	7	10	8	39.65
200 x 100	17.8	198	99	4.5	7	8	22.69
	20.9	200	100	5.5	8	8	26.67
200 x 150	29.9	194	150	6	9	8	38.11
200 x 200	49.9	200	200	8	12	13	63.53
250 x 125	25.1	248	124	5	8	8	31.99
	29.0	250	125	6	9	8	36.97
250 x 175	43.6	244	175	7	11	13	55.49
250 x 250	71.8	250	250	9	14	13	91.43
300 x 150	32.0	298	149	5.5	8	13	40.80
	36.7	300	150	6.5	9	13	46.78
300 x 200	55.8	294	200	8	12	13	71.05
300 x 300	93.0	300	300	10	15	13	118.5
350 x 175	41.2	346	174	6	9	13	52.45
	49.4	350	175	7	11	13	62.91
350 x 250	78.1	340	250	9	14	13	99.53
350 x 350	135	350	350	12	19	13	171.9
400 x 200	56.1	396	199	7	11	13	71.41
	65.4	400	200	8	13	13	83.37
400 x 300	105	390	300	10	16	13	133.3
400 x 400	172	400	400	13	21	22	218.7
	232	414	405	18	28	22	295.4
	283	428	407	20	35	22	360.7
	415	458	417	30	50	22	528.6
	605	498	432	45	70	22	770.1
450 x 200	65.1	446	199	8	12	13	82.97
	74.9	450	200	9	14	13	95.43

Detailed specifications

01.日标H型钢　H Section JIS

尺寸和截面特性　Dimensions and Sectional Properties

(1) JIS G3192:1994　JIS G3136:2008

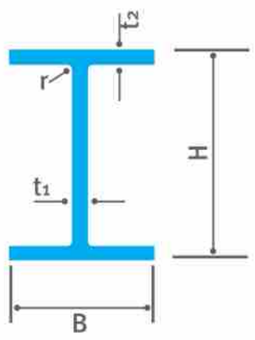

型号 (宽度*高度) Division (depth x width)	理论重量 Unit Weight (kg/m)	截面尺寸 Standard Sectional Dimension(mm)					截面面积 Sectional Area (cm^2)
	W	H	B	t_1	t_2	r	A
450 x 300	121	440	300	11	18	13	153.9
500 x 200	77.9	496	199	9	14	13	99.29
	88.2	500	200	10	16	13	112.3
500 x 300	111	482	300	11	15	13	141.2
	125	488	300	11	18	13	159.2
600 x 200	92.5	596	199	10	15	13	117.8
	103	600	200	11	17	13	131.7
600 x 300	133	582	300	12	17	13	169.2
	147	588	300	12	20	13	187.2
	170	594	302	14	23	13	217.1
700 x 300	163	692	300	13	20	18	207.5
	182	700	300	13	24	18	231.5
800 x 300	188	792	300	14	22	18	239.5
	207	800	300	14	26	18	263.5
900 x 300	210	890	299	15	23	18	266.9
	240	900	300	16	28	18	305.8
	283	912	302	18	34	18	360.1
	304	918	303	19	37	18	387.4
1000 x 300	217	970	297	16	21	18	276
	248	980	298	17	26	18	315.5
	271	990	298	17	31	18	345.3
	310	1000	300	19	36	18	395.1
	345	1008	302	21	40	18	439.3

Detailed specifications

01.美标H型钢　H Section ASTM

尺寸和截面特性　Dimensions and Sectional Properties

(1) ASTM A6-2014

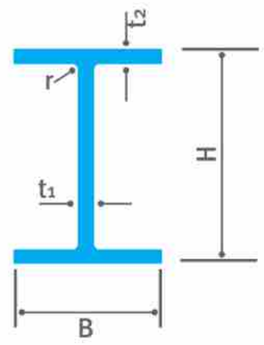

型号 Designation	重量 Unit Weight (lbs/ft)	理论重量 Unit Weight (kg/m)	截面尺寸 Standard Sectional Dimension(mm)					截面面积 Sectional Area (cm^2)
	W	W	H	B	t_1	t_2	r	A
W12 x 12	87	129	318	308	13.1	20.6	15.2	165.2
	96	143	323	309	14.0	22.9	15.2	182.2
	106	158	327	310	15.5	25.1	15.2	200.8
	120	179	333	313	18.0	28.1	15.2	227.7
	136	202	341	315	20.1	31.8	15.2	258.0
	152	226	348	317	22.1	35.6	15.2	288.9
	161	240	353	318	23.0	37.7	15.2	305.8
	170	253	356	319	24.4	39.6	15.2	322.5
	190	283	365	322	26.9	44.1	15.2	360.4
	210	313	374	325	30.0	48.3	15.2	398.9
	230	342	382	328	32.6	52.6	15.2	436.8
	252	375	391	330	35.4	57.2	15.2	477.9
	279	415	403	334	38.9	62.7	15.2	528.4
	305	454	415	336	41.3	68.7	15.2	578.4
W14 x 5	22	32.9	349	127	5.8	8.5	10.2	41.74
	26	39	353	128	6.5	10.7	10.2	49.77
W14 x 6¾	30	44.6	352	171	6.9	9.8	10.2	57.29
	34	51	355	171	7.2	11.6	10.2	64.53
	38	58	358	172	7.9	13.1	10.2	72.18
W14 x 8	43	64	347	203	7.7	13.5	15.2	81.46
	48	72	350	204	8.6	15.1	15.2	91.12
	53	79	354	205	9.4	16.8	15.2	100.8
W14 x 10	61	91	353	254	9.5	16.4	15.2	115.7
	68	101	357	255	10.5	18.3	15.2	128.9
	74	110	360	256	11.4	19.9	15.2	140.3
	82	122	363	257	13.0	21.7	15.2	155.3
W14 x 14½	90	134	356	369	11.2	18.0	15.2	170.6
	99	147	360	370	12.3	19.8	15.2	187.9
	109	162	364	371	13.3	21.8	15.2	206.3

Detailed specifications

01.美标H型钢　H Section ASTM

尺寸和截面特性　Dimensions and Sectional Properties

(1) ASTM A6-2014

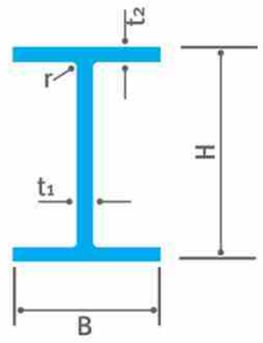

型号 Designation	重量 Unit Weight (lbs/ft)	理论重量 Unit Weight (kg/m)	截面尺寸 Standard Sectional Dimension(mm)					截面面积 Sectional Area (cm^2)
	W	W	H	B	t_1	t_2	r	A
W14 x 14½	120	179	368	373	15.0	23.9	15.2	228.1
	132	196	372	374	16.4	26.2	15.2	250.4
W14 x 16	145	216	375	394	17.3	27.7	15.2	275.5
	159	237	380	395	18.9	30.2	15.2	301.3
	176	262	387	398	21.1	33.3	15.2	334.2
	193	287	393	399	22.6	36.6	15.2	366.4
	211	314	399	400	24.9	39.6	15.2	399.5
	233	347	407	404	27.2	43.7	15.2	441.8
	257	382	416	406	29.8	48.0	15.2	487.4
	283	421	425	409	32.8	52.6	15.2	537.4
	311	463	435	412	35.8	57.4	15.2	589.7
	342	509	446	416	39.1	62.7	15.2	648.2
	370	551	455	418	42.0	67.6	15.2	702.2
W16 x 5½	26	38.8	399	140	6.4	8.8	10.2	49.86
	31	46.1	403	140	7.0	11.2	10.2	58.99
W16 x 7	36	53	403	177	7.5	10.9	10.2	68.14
	40	60	407	178	7.7	12.8	10.2	75.73
	45	67	410	179	8.8	14.4	10.2	85.88
	50	75	413	180	9.7	16.0	10.2	95.32
	57	85	417	181	10.9	18.2	10.2	108.2
W16 x 10¼	67	100	415	260	10.0	16.9	10.2	126.9
	77	114	420	261	11.6	19.3	10.2	146.0
	89	132	425	263	13.3	22.2	10.2	168.5
	100	149	431	265	14.9	25.0	10.2	190.1
W18 x 6	35	52	450	152	7.6	10.8	10.2	66.34
	40	60	455	153	8.0	13.3	10.2	75.79
	46	68	459	154	9.1	15.4	10.2	87.23
W18 x 7½	41	61	450	189	8.1	10.8	10.2	76.56
	45	67	454	190	8.5	12.7	10.2	85.52
	50	74	457	190	9.0	14.5	10.2	94.62

Detailed specifications

01.美标H型钢　H Section ASTM

尺寸和截面特性　Dimensions and Sectional Properties

(1) ASTM A6-2014

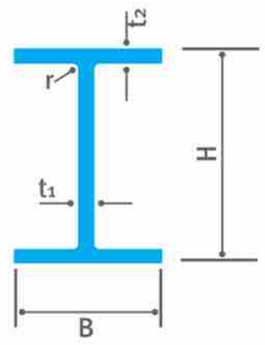

型号 Designation	重量 Unit Weight (lbs/ft)	理论重量 Unit Weight (kg/m)	截面尺寸 Standard Sectional Dimension(mm)					截面面积 Sectional Area (cm^2)
	W	W	H	B	t_1	t_2	r	A
W18 x 7½	55	82	460	191	9.9	16.0	10.2	104.5
	60	89	463	192	10.5	17.7	10.2	113.8
	65	97	466	193	11.4	19.1	10.2	123.3
	*66	98	467	193	11.4	19.6	10.2	125.3
	71	106	469	194	12.6	20.6	10.2	134.7
W18 x 11	76	113	463	280	10.8	17.3	10.2	144.1
	86	128	467	282	12.2	19.6	10.2	163.5
	97	144	472	283	13.6	22.1	10.2	184.2
	106	158	476	284	15.0	23.9	10.2	201.1
	119	177	482	286	16.6	26.9	10.2	225.9
	130	193	489	283	17.0	30.5	10.2	246.6
	143	213	495	285	18.5	33.5	10.2	271.0
	158	235	501	287	20.6	36.6	10.2	299.1
	175	260	509	289	22.6	40.4	10.2	331.1
	192	286	517	291	24.4	44.4	10.2	363.8
	211	315	525	293	26.9	48.5	10.2	400.7
	234	349	535	296	29.5	53.6	10.2	444.3
	258	384	545	299	32.5	58.4	10.2	489.3
	283	421	555	302	35.6	63.5	10.2	536.8
	311	464	567	305	38.6	69.6	10.2	590.4
W21 x 6½	44	66	525	165	8.9	11.4	12.7	83.71
	50	74	529	166	9.7	13.6	12.7	95.19
	57	85	535	166	10.3	16.5	12.7	108.0
W21 x 8¼	48	72	524	207	8.9	10.9	12.7	91.09
	55	82	528	209	9.6	13.2	12.7	104.7
	62	92	533	209	10.2	15.6	12.7	117.9
	68	101	537	210	10.9	17.4	12.7	129.2
	73	109	539	211	11.6	18.8	12.7	138.8
	83	123	544	212	13.1	21.2	12.7	157.1
	93	138	549	214	14.7	23.6	12.7	176.1
W21 x 12¼	101	150	543	312	12.7	20.3	12.7	191.9
	111	165	546	313	14.0	22.2	12.7	210.8
	122	182	551	315	15.2	24.4	12.7	231.2

Detailed specifications

01.美标H型钢　H Section ASTM

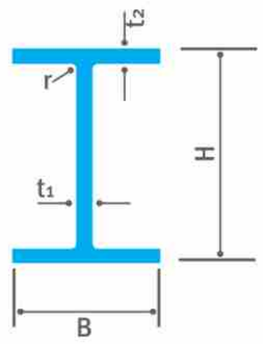

尺寸和截面特性　Dimensions and Sectional Properties

(1) ASTM A6-2014

型号 Designation	重量 Unit Weight (lbs/ft)	理论重量 Unit Weight (kg/m)	截面尺寸 Standard Sectional Dimension(mm)					截面面积 Sectional Area (cm^2)
	W	W	H	B	t_1	t_2	r	A
W21 x 12¼	132	196	554	316	16.5	26.3	12.7	250.4
	147	219	560	318	18.3	29.2	12.7	278.8
	166	248	571	315	19.1	34.5	12.7	315.0
	182	272	577	317	21.1	37.6	12.7	346.0
	201	300	585	319	23.1	41.4	12.7	381.9
	*223	332	593	322	25.4	45.5	12.7	421.8
	*248	369	603	325	28.3	50.5	12.7	471.2
	*275	409	613	327	31.0	55.6	12.7	521.0
	*300	446	623	330	33.5	60.5	12.7	568.8
	*333	496	635	333	37.1	66.5	12.7	631.2
W24 x 7	55	82	599	178	10.0	12.8	12.7	104.2
	62	92	603	179	10.9	15.0	12.7	117.5
W24 x 9	68	101	603	228	10.5	14.9	12.7	129.4
	76	113	608	228	11.2	17.3	12.7	144.6
	84	125	612	229	11.9	19.6	12.7	159.4
	94	140	617	230	13.1	22.2	12.7	178.7
	103	153	623	229	14.0	24.9	12.7	195.5
W24 x 12¾	104	155	611	324	12.7	19.1	16.5	198.8
	117	174	616	325	14.0	21.6	16.5	223.0
	131	195	622	327	15.4	24.4	16.5	249.9
	146	217	628	328	16.5	27.7	16.5	278.4
	162	241	635	329	17.9	31.0	16.5	308.9
	176	262	641	327	19.1	34.0	16.5	334.4
	192	285	647	329	20.6	37.1	16.5	364.4
	207	307	653	330	22.1	39.9	16.5	392.8
	229	341	661	333	24.4	43.9	16.5	434.5
	250	372	669	335	26.4	48.0	16.5	475.1
	279	415	679	338	29.5	53.1	16.5	530.2
	306	455	689	340	32.0	57.9	16.5	580.1
	335	498	699	343	35.1	63.0	16.5	636.2
	370	551	711	347	38.6	69.1	16.5	702.9

Detailed specifications

01.美标H型钢　H Section ASTM

尺寸和截面特性　Dimensions and Sectional Properties

(1) ASTM A6-2014

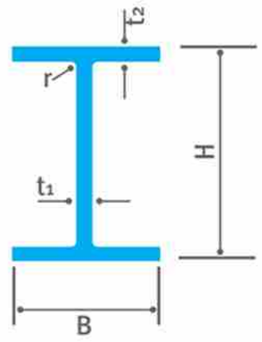

型号 Designation	重量 Unit Weight (lbs/ft)	理论重量 Unit Weight (kg/m)	截面尺寸 Standard Sectional Dimension(mm)					截面面积 Sectional Area (cm^2)
	W	W	H	B	t_1	t_2	r	A
W27 x 10	84	125	678	253	11.7	16.3	15.2	160.0
	94	140	684	254	12.4	18.9	15.2	178.0
	102	152	688	254	13.1	21.1	15.2	194.0
	114	170	693	256	14.5	23.6	15.2	216.4
	129	192	702	254	15.5	27.9	15.2	244.0
W27*14	146	217	695	355	15.4	24.8	15	277
	161	240	701	356	16.8	27.4	15	306
	178	265	706	358	18.4	30.2	15	337
W30 x 10½	90	134	750	264	11.94	15.49	28.0	174.4
	99	147	753	265	13.21	17.02	28.0	192.1
	108	161	758	266	13.84	19.30	28.0	209.0
	116	173	762	267	14.35	21.59	28.0	225.0
	124	185	766	267	14.86	23.62	28.0	239.8
	132	196	770	268	15.62	25.40	28.0	255.1
	148	220	779	266	16.51	29.97	28.0	285.0
W30*15	173	257	773	381	16.6	27.1	17	328
	191	284	779	382	18	30.1	17	362
W33 x 11½	118	176	835	292	13.97	18.80	30.0	228.7
	130	193	840	292	14.73	21.72	30.0	252.2
	141	210	846	293	15.37	24.38	30.0	273.1
	152	226	851	294	16.13	26.80	30.0	293.8
	169	251	859	292	17.02	30.99	30.0	324.4
W36 x 12	135	201	903	304	15.24	20.07	30.0	261.1
	150	223	911	304	15.88	23.88	30.0	290.0
	160	238	915	305	16.51	25.91	30.0	308.1
	170	253	919	306	17.27	27.94	30.0	327.5
	182	271	923	307	18.42	29.97	30.0	350.5
	194	289	927	308	19.43	32.00	30.0	372.3
	210	313	932	309	21.08	34.54	30.0	403.3
	232	345	943	308	22.10	39.88	30.0	444.0

01.德标H型钢/欧标H型钢（HEA/HEB）
H Section DIN1025/EN10025

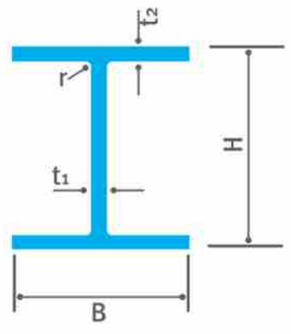

尺寸和截面特性　Dimensions and Sectional Properties

（1）EN10034:1997　EN10163-3：2004

型号 Designation		理论重量 Unit Weight (kg/m)	截面尺寸 Standard Sectional Dimension(mm)					截面面积 Sectional Area (cm^2)
		W	H	B	t_1	t_2	r	A
HE100	A	16.7	96.0	100.0	5.0	8.0	12.0	21.24
	B	20.4	100.0	100.0	6.0	10.0	12.0	26.04
	M	41.8	120.0	106.0	12.0	20.0	12.0	53.24
HE120	A	19.9	114.0	120.0	5.0	8.0	12.0	25.34
	B	26.7	120.0	120.0	6.5	11.0	12.0	34.01
	M	52.1	140.0	126.0	12.5	21.0	12.0	66.41
HE140	A	24.7	133.0	140.0	5.5	8.5	12.0	31.42
	B	33.7	140.0	140.0	7.0	12.0	12.0	42.96
	M	63.2	160.0	146.0	13.0	22.0	12.0	80.56
HE160	A	30.4	152.0	160.0	6.0	9.0	15.0	38.77
	B	42.6	160.0	160.0	8.0	13.0	15.0	54.25
	M	76.2	180.0	166.0	14.0	23.0	15.0	97.05
HE180	A	35.5	171.0	180.0	6.0	9.5	15.0	45.25
	B	51.2	180.0	180.0	8.5	14.0	15.0	65.25
	M	88.9	200.0	186.0	14.5	24.0	15.0	113.3
HE200	A	42.3	190.0	200.0	6.5	10.0	18.0	53.83
	B	61.3	200.0	200.0	9.0	15.0	18.0	78.08
	M	103	220.0	206.0	15.0	25.0	18.0	131.3
HE220	A	50.5	210.0	220.0	7.0	11.0	18.0	64.34
	B	71.5	220.0	220.0	9.5	16.0	18.0	91.04
	M	117	240.0	226.0	15.5	26.0	18.0	149.4
HE240	AA	47.4	224.0	240.0	6.5	9.0	21.0	60.38
	A	60.3	230.0	240.0	7.5	12.0	21.0	76.84
	B	83.2	240.0	240.0	10.0	17.0	21.0	106.0
	M	157	270.0	248.0	18.0	32.0	21.0	199.6
HE260	AA	54.1	244.0	260.0	6.5	9.5	24.0	68.97
	A	68.2	250.0	260.0	7.5	12.5	24.0	86.82
	B	92.9	260.0	260.0	10.0	17.5	24.0	118.4
	M	172	290.0	268.0	18.0	32.5	24.0	219.6

Detailed specifications

01.德标H型钢/欧标H型钢（HEA/HEB）
H Section DIN1025/EN10025

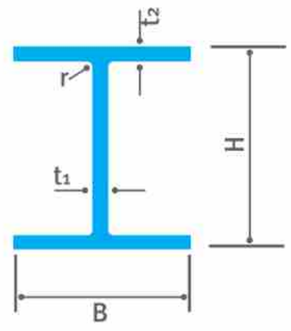

尺寸和截面特性　Dimensions and Sectional Properties

（1）EN10034:1997　EN10163-3：2004

型号 Designation		理论重量 Unit Weight (kg/m)	截面尺寸 Standard Sectional Dimension(mm)					截面面积 Sectional Area (cm^2)
		W	H	B	t_1	t_2	r	A
HE280	AA	61.3	264.0	280.0	7.0	10.0	24.0	78.02
	A	76.4	270.0	280.0	8.0	13.0	24.0	97.26
	B	103	280.0	280.0	10.5	18.0	24.0	131.4
	M	189	310.0	288.0	18.5	33.0	24.0	240.2
HE300	AA	69.8	283.0	300.0	7.5	10.5	27.0	88.91
	A	88.3	290.0	300.0	8.5	14.0	27.0	112.5
	B	117	300.0	300.0	11.0	19.0	27.0	149.1
	M	238	340.0	310.0	21.0	39.0	27.0	303.1
HE320	AA	74.3	301.0	300.0	8.0	11.0	27.0	94.58
	A	97.7	310.0	300.0	9.0	15.5	27.0	124.4
	B	127	320.0	300.0	11.5	20.5	27.0	161.3
	M	245	359.0	309.0	21.0	40.0	27.0	312.0
HE340	AA	78.9	320.0	300.0	8.5	11.5	27.0	100.5
	A	105	330.0	300.0	9.5	16.5	27.0	133.5
	B	134	340.0	300.0	12.0	21.5	27.0	170.9
	M	248	377.0	309.0	21.0	40.0	27.0	315.8
HE360	AA	83.7	339.0	300.0	9.0	12.0	27.0	106.6
	A	112	350.0	300.0	10.0	17.5	27.0	142.8
	B	142	360.0	300.0	12.5	22.5	27.0	180.6
	M	250	395.0	308.0	21.0	40.0	27.0	318.8
HE400	AA	92.4	378.0	300.0	9.5	13.0	27.0	117.7
	A	125	390.0	300.0	11.0	19.0	27.0	159.0
	B	155	400.0	300.0	13.5	24.0	27.0	197.8
	M	256	432.0	307.0	21.0	40.0	27.0	325.8
HE450	AA	99.8	425.0	300.0	10.0	13.5	27.0	127.1
	A	140	440.0	300.0	11.5	21.0	27.0	178.0
	B	171	450.0	300.0	14.0	26.0	27.0	218.0
	M	263	478.0	307.0	21.0	40.0	27.0	335.4

Detailed specifications

01.德标H型钢/欧标H型钢（HEA/HEB）
H Section DIN1025/EN10025

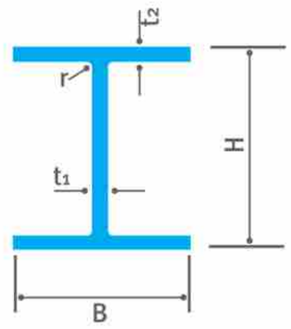

尺寸和截面特性　Dimensions and Sectional Properties

（1）EN10034:1997　EN10163-3：2004

型号 Designation		理论重量 Unit Weight (kg/m)	截面尺寸 Standard Sectional Dimension(mm)					截面面积 Sectional Area (cm^2)
		W	H	B	t_1	t_2	r	A
HE500	AA	107	472.0	300.0	10.5	14.0	27.0	136.9
	A	155	490.0	300.0	12.0	23.0	27.0	197.5
	B	187	500.0	300.0	14.5	28.0	27.0	238.6
	M	270	524.0	306.0	21.0	40.0	27.0	344.3
HE550	AA	120	522.0	300.0	11.5	15.0	27.0	152.8
	A	166	540.0	300.0	12.5	24.0	27.0	211.8
	B	199	550.0	300.0	15.0	29.0	27.0	254.1
	M	278	572.0	306.0	21.0	40.0	27.0	354.4
HE600	AA	129	571.0	300.0	12.0	15.5	27.0	164.1
	A	178	590.0	300.0	13.0	25.0	27.0	226.5
	B	212	600.0	300.0	15.5	30.0	27.0	270.0
	M	286	620.0	305.0	21.0	40.0	27.0	363.7
HE650	AA	138	620.0	300.0	12.5	16.0	27.0	175.8
	A	190	640.0	300.0	13.5	26.0	27.0	241.6
	B	225	650.0	300.0	16.0	31.0	27.0	286.3
	M	293	668.0	305.0	21.0	40.0	27.0	373.7
HE700	AA	150	670.0	300.0	13.0	17.0	27.0	190.9
	A	204	690.0	300.0	14.5	27.0	27.0	260.5
	B	241	700.0	300.0	17.0	32.0	27.0	306.4
	M	301	716.0	304.0	21.0	40.0	27.0	383.0
HE800	AA	172	770.0	300.0	14.0	18.0	30.0	218.5
	A	224	790.0	300.0	15.0	28.0	30.0	285.8
	B	262	800.0	300.0	17.5	33.0	30.0	334.2
	M	317	814.0	303.0	21.0	40.0	30.0	404.3
HE900	AA	198	870.0	300.0	15.0	20.0	30.0	252.2
	A	252	890.0	300.0	16.0	30.0	30.0	320.5
	B	291	900.0	300.0	18.5	35.0	30.0	371.3
	M	333	910.0	302.0	21.0	40.0	30.0	423.6
HEB1000	AA	222	970.0	300.0	16.0	21.0	30.0	282.2
	A	272	990.0	300.0	16.5	31.0	30.0	346.8
	B	314	1000.0	300.0	19.0	36.0	30.0	400.0
	M	349	1008	302.0	21.0	40.0	30.0	444.2

Detailed specifications

01.欧标H型钢（HD）
H Section EN10025

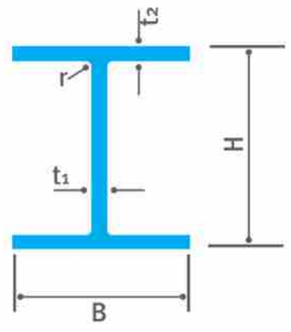

尺寸和截面特性 Dimensions and Sectional Properties

(1) British Standard (BS)-Universal Beam
BS 4:2005 EN10034:1997 EN10163-3：2004

型号 Designation	理论重量 Unit Weight (kg/m)	截面尺寸 Standard Sectional Dimension(mm)					截面面积 Sectional Area (cm^2)
	W	H	B	t_1	t_2	r	A
HD260	68.2	250.0	260.0	7.5	12.5	24.0	86.82
	92.9	260.0	260.0	10.0	17.5	24.0	118.4
	114	268.0	262.0	12.5	21.5	24.0	145.7
	142	278.0	265.0	15.5	26.5	24.0	180.3
	172	290.0	268.0	18.0	32.5	24.0	219.6
HD320	97.7	310.0	300.0	9.0	15.5	27.0	124.4
	127	320.0	300.0	11.5	20.5	27.0	161.3
	158	330.0	303.0	14.5	25.5	27.0	201.2
	198	343.0	306.0	18.0	32.0	27.0	252.3
	245	359.0	309.0	21.0	40.0	27.0	312.0
	300	375.0	313.0	27.0	48.0	27.0	382.1
HD360	134	356.0	369.0	11.2	18.0	15.0	170.6
	148	360.0	370.0	12.3	19.8	15.0	187.9
	162	364.0	371.0	13.3	21.8	15.0	206.3
	179	368.0	373.0	15.0	23.9	15.0	228.3
	196	372.0	374.0	16.4	26.2	15.0	250.3
HD400	187	368.0	391	15	24	15.0	237.6
	216	375.0	394	17.3	27.7	15.0	275.5
	237	380.0	395	18.9	30.2	15.0	300.9
	262	387.0	398	21.1	33.3	15.0	334.6
	287	393.0	399	22.6	36.6	15.0	366.3
	314	399.0	401	24.9	39.6	15.0	399.2
	347	407.0	404	27.2	43.7	15.0	442
	382	416.0	406	29.8	48	15.0	487.1
	421	425.0	409	32.8	52.6	15.0	537.1
	463	435.0	412	35.8	57.4	15.0	589.5
	509	446.0	416	39.1	62.7	15.0	649
	551	455.0	418	42	67.6	15.0	701.4
	592	465.0	421	45	72.3	15.0	754.9
	634	474.0	424	47.6	77.1	15.0	808
	677	483.0	428	51.2	81.5	15.0	863.4
	744	498.0	432	55.6	88.9	15.0	948.1
	818	514.0	437	60.5	97	15.0	1043
	900	531.0	442	65.9	106	15.0	1149
	990	550.0	448	71.9	115	15.0	1262
	1086	569.0	454	78	125	15.0	1386

Detailed specifications

01. 欧标H型钢（HP）
H Section EN10025

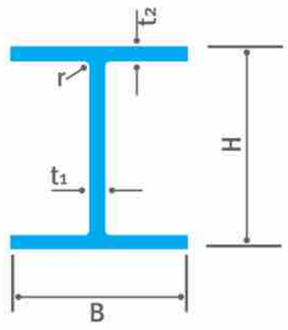

尺寸和截面特性 Dimensions and Sectional Properties

（1）EN10034:1997 EN10163-3：2004

型号 Designation	理论重量 Unit Weight (kg/m)	截面尺寸 Standard Sectional Dimension(mm)					截面面积 Sectional Area (cm^2)
	W	H	B	t_1	t_2	r	A
HP200	53.5	204	207	11.3	11.3	10.0	68.14
HP220	57.2	210	224.5	11	11	18.0	72.85
HP260	75.0	249	265	12	12	24.0	95.54
	87.3	253	267	14	14	24.0	111.2
HP305	78.4	299.3	306.4	11	11	15.2	99.89
	88.0	301.7	307.8	12.4	12.3	15.2	112.1
	95.0	303.7	308.7	13.3	13.3	15.2	121.0
	110	307.9	310.7	15.3	15.4	15.2	140.1
	126	312.3	312.9	17.5	17.6	15.2	160.6
	149	318.5	316	20.6	20.7	15.2	189.9
	180	326.7	319.7	24.8	24.8	15.2	229.3
	186	328.3	320.9	25.5	25.6	15.2	236.9
	223	337.9	325.7	30.3	30.4	15.2	284.0
HP320	88.5	303	304	12	12	27.0	112.7
	103	307	306	14	14	27.0	131.0
	117	311	308	16	16	27.0	149.5
	147	319	312	20	20	27.0	186.9
	184	329	317	25	25	27.0	234.5
HP360	84.3	340	367	10	10	15.2	107.4
	109	346.4	371	12.8	12.9	15.2	138.7
	133	352	373.8	15.6	15.7	15.2	169.4
	152	356.4	376	17.8	17.9	15.2	193.7
	174	361.4	378.5	20.3	20.4	15.2	221.5
	180	362.9	378.8	21.1	21.1	15.2	229.5
HP400	122	348	390	14	14	15.0	156
	140	352	392	16	16	15.0	179
	158	356	394	18	18	15.0	201
	176	360	396	20	20	15.0	224
	194	364	398	22	22	15.0	248
	213	368	400	24	24	15.0	271
	231	372	402	26	26	15.0	294

01.英标H型钢（UB）
H Section EN10025

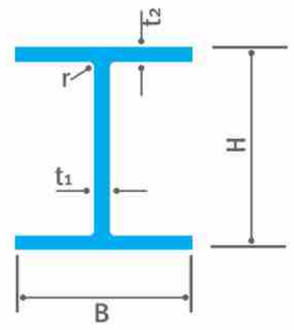

尺寸和截面特性 Dimensions and Sectional Properties

（1）British Standard(BS)-Universal Beam
BS4:2005 EN10034:1997 EN10163-3：2004

型号 Designation		理论重量 Unit Weight (kg/m)	截面尺寸 Standard Sectional Dimension(mm)					截面面积 Sectional Area (cm^2)
		W	H	B	t_1	t_2	r	A
UB127*76	13	13	127.0	76	4	7.6	7.6	16.52
UB152*89	16	16	152.4	88.7	4.5	7.7	7.6	20.32
UB178*102	19	19	177.8	101.2	4.8	7.9	7.6	24.26
UB203 x 102	23	23.1	203.2	101.8	5.4	9.3	7.6	29.40
UB203 x 133	25	25.1	203.2	133.2	5.7	7.8	7.6	31.97
	30	30.0	206.8	133.9	6.4	9.6	7.6	38.21
UB254 x 102	22	22.0	254.0	101.6	5.7	6.8	7.6	28.02
	25	25.2	257.2	101.9	6.0	8.4	7.6	32.04
	28	28.3	260.4	102.2	6.3	10.0	7.6	36.08
UB254 x 146	31	31.1	251.4	146.1	6.0	8.6	7.6	39.68
	37	37.0	256.0	146.4	6.3	10.9	7.6	47.17
	43	43.0	259.6	147.3	7.2	12.7	7.6	54.77
UB305 x 102	25	24.8	305.1	101.6	5.8	7.0	7.6	31.60
	28	28.2	308.7	101.8	6.0	8.8	7.6	35.88
	33	32.8	312.7	102.4	6.6	10.8	7.6	41.83
UB305 x 127	37	37.0	304,4	123,4	7,1	10,7	8.9	47,18
	42	41.9	307,2	124,3	8.0	12,1	8.9	53,40
	48	48.1	311.0	125,3	9.0	14.0	8.9	61,23
UB305 x 165	40	40.3	303.4	165.0	6.0	10.2	8.9	51.32
	46	46.1	306.6	165.7	6.7	11.8	8.9	58.75
	54	54.0	310.4	166.9	7.9	13.7	8.9	68.77
UB356 x 127	33	33.1	349.0	125.4	6.0	8.5	10.2	42.13
	39	39.1	353.4	126.0	6.6	10.7	10.2	49.77
UB356 x 171	45	45.0	351.4	171.1	7.0	9.7	10.2	57.33
	51	51.0	355.0	171.5	7.4	11.5	10.2	64.91
	57	57.0	358.0	172.2	8.1	13.0	10.2	72.56
	67	67.1	363.4	173.2	9.1	15.7	10.2	85.49
UB406 x 140	39	39.0	398.0	141.8	6.4	8.6	10.2	49.65
	46	46.0	403.2	142.2	6.8	11.2	10.2	58.64
UB406 x 178	54	54.1	402.6	177.7	7.7	10.9	10.2	68.95
	60	60.1	406.4	177.9	7.9	12.8	10.2	76.52
	67	67.1	409.4	178.8	8.8	14.3	10.2	85.54
	74	74.2	412.8	179.5	9.5	16.0	10.2	94.51
UB457 x 152	52	52.3	449.8	152.4	7.6	10.9	10.2	66.64
	60	59.8	454.6	152.9	8.1	13.3	10.2	76.23
	67	67.2	458.0	153.8	9.0	15.0	10.2	85.55
	74	74.2	462.0	154.4	9.6	17.0	10.2	94.48
	82	82.1	465.8	155.3	10.5	18.9	10.2	104.5

01. 英标H型钢（UB）
H Section EN10025

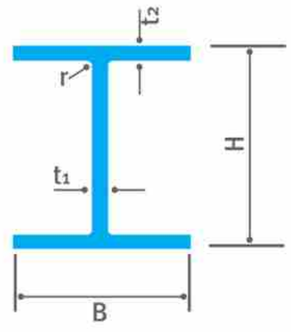

尺寸和截面特性 Dimensions and Sectional Properties

（1）British Standard(BS)-Universal Beam
BS4:2005 EN10034:1997 EN10163-3：2004

型号 Designation		理论重量 Unit Weight (kg/m)	截面尺寸 Standard Sectional Dimension(mm)					截面面积 Sectional Area (cm^2)
		W	H	B	t_1	t_2	r	A
UB457 x 191	67	67.1	453.4	189.9	8.5	12.7	10.2	85.51
	74	74.3	457.0	190.4	9.0	14.5	10.2	94.63
	82	82.0	460.0	191.3	9.9	16.0	10.2	104.5
	89	89.3	463.4	191.9	10.5	17.7	10.2	113.8
	98	98.3	467.2	192.8	11.4	19.6	10.2	125.3
UB533 x 210	82	82.2	528.3	208.8	9.6	13.2	12.7	104.7
	92	92.1	533.1	209.3	10.1	15.6	12.7	117.4
	101	101.0	536.7	210.0	10.8	17.4	12.7	128.7
	109	109.0	539.5	210.8	11.6	18.8	12.7	138.9
	122	122.0	544.5	211.9	12.7	21.3	12.7	155.4
UB610 x 229	101	101.2	602.6	227.6	10.5	14.8	12.7	128.9
	113	113.0	607.6	228.2	11.1	17.3	12.7	143.9
	125	125.1	612.2	229.0	11.9	19.6	12.7	159.3
	140	139.9	617.2	230.2	13.1	22.1	12.7	178.2
UB610 x 305	149	149.1	612.4	304.8	11.8	19.7	16.5	190.0
	179	179.0	620.2	307.1	14.1	23.6	16.5	228.1
	238	238.1	635.8	311.4	18.4	31.4	16.5	303.3
UB686 x 254	125	125.1	677.9	253.0	11.7	16.2	15.2	159.5
	140	140.1	683.5	253.7	12.4	19.0	15.2	178.4
	152	152.4	687.5	254.5	13.2	21.0	15.2	194.1
	170	170.2	692.9	255.8	14.5	23.7	15.2	216.8
UB762 x 267	134	133.9	750.0	264.4	12.0	15.5	16.5	170.6
	147	146.9	754.0	265.2	12.8	17.5	16.5	187.2
	173	173.0	762.2	266.7	14.3	21.6	16.5	220.4
	197	196.8	769.8	268.0	15.6	25.4	16.5	250.6

Detailed specifications

01. 英标H型钢（UBP）
H Section EN10025

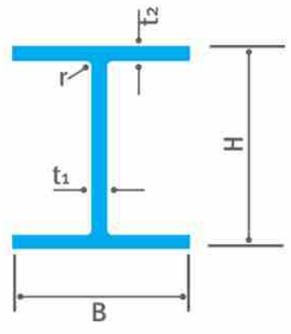

尺寸和截面特性 Dimensions and Sectional Properties

（1）British Standard(BS)-Universal Bearing Pile
BS4:2005 EN10034:1997 EN10163-3：2004

型号 Designation		理论重量 Unit Weight (kg/m)	截面尺寸 Standard Sectional Dimension(mm)					截面面积 Sectional Area (cm^2)
		W	H	B	t_1	t_2	r	A
203 x 203	54	53.9	204.0	207.7	11.3	11.4	10.2	68.72
254 x 254	63	63.0	247.1	256.6	10.6	10.7	12.7	80.22
	71	71.0	249.7	258.0	12.0	12.0	12.7	90.39
	85	85.1	254.3	260.4	14.4	14.3	12.7	108.4
305 x 305	79	79.0	299.2	306.0	11.1	11.1	15.2	100.7
	88	88.0	301.7	307.2	12.3	12.3	15.2	111.6
	95	94.9	303.8	308.3	13.4	13.4	15.2	121.7
	110	110.0	307.9	310.3	15.4	15.4	15.2	140.2
	126	126.1	312.4	312.5	17.7	17.7	15.2	161.6
	149	149.1	318.5	315.6	20.7	20.7	15.2	190.0
	186	186.0	328.3	320.9	25.5	25.6	15.2	236.9
	223	222.9	337.9	325.7	30.3	30.4	15.2	284.0
	109	108.9	346.4	371.0	12.8	12.9	15.2	138.7
356 x 368	133	133.0	352.0	373.8	15.6	15.7	15.2	169.4
	152	152.0	356.4	376.0	17.8	17.9	15.2	193.7
	174	173.9	361.4	378.5	20.3	20.4	15.2	221.5

01. 英标H型钢（UC）
H Section EN10025

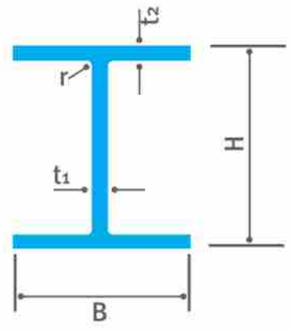

尺寸和截面特性 Dimensions and Sectional Properties

（1）British Standard(BS)-Universal Column
BS4:2005 EN10034:1997 EN10163-3：2004

型号 Designation		理论重量 Unit Weight (kg/m)	截面尺寸 Standard Sectional Dimension(mm)					截面面积 Sectional Area (cm^2)
		W	H	B	t_1	t_2	r	A
152 x 152	23	23.0	152.4	152.2	5.8	6.8	7.6	29.25
	30	30.0	157.6	152.9	6.5	9.4	7.6	38.26
	37	37.0	161.8	154.4	8.0	11.5	7.6	47.11
203 x 203	46	46.1	203.2	203.6	7.2	11.0	10.2	58.73
	52	52.0	206.2	204.3	7.9	12.5	10.2	66.28
	60	60.0	209.6	205.8	9.4	14.2	10.2	76.37
	71	71.0	215.8	206.4	10.0	17.3	10.2	90.43
	86	86.1	222.2	209.1	12.7	20.5	10.2	109.6
254 x 254	73	73.1	254.1	254.6	8.6	14.2	12.7	93.10
	89	88.9	260.3	256.3	10.3	17.3	12.7	113.3
	107	107.1	266.7	258.8	12.8	20.5	12.7	136.4
	132	132.0	276.3	261.3	15.3	25.3	12.7	168.1
	167	167.1	289.1	265.2	19.2	31.7	12.7	212.9
305 x 305	97	96.9	307.9	305.3	9.9	15.4	15.2	123.4
	118	117.9	314.5	307.4	12.0	18.7	15.2	150.2
	137	136.9	320.5	309.2	13.8	21.7	15.2	174.4
	158	158.1	327.1	311.2	15.8	25.0	15.2	201.4
	198	198.1	339.9	314.5	19.1	31.4	15.2	252.4
	240	240.0	352.5	318.4	23.0	37.7	15.2	305.8
	283	282.9	365.3	322.2	26.8	44.1	15.2	360.4
356 x 368	129	129.0	355.6	368.6	10.4	17.5	15.2	164.3
	153	152.9	362.0	370.5	12.3	20.7	15.2	194.8
	177	177.0	368.2	372.6	14.4	23.8	15.2	225.5
	202	201.9	374.6	374.7	16.5	27.0	15.2	257.2
356 x 406	235	235.1	381.0	394.8	18.4	30.2	15.2	299.4
	287	287.1	393.6	399.0	22.6	36.5	15.2	365.7
	340	339.9	406.4	403.0	26.6	42.9	15.2	433.0
	393	393.0	419.0	407.0	30.6	49.2	15.2	500.6
	467	467.0	436.6	412.2	35.8	58.0	15.2	594.9
	551	551.0	455.6	418.5	42.1	67.5	15.2	701.9
	634	633.9	474.6	424.0	47.6	77.0	15.2	807.5

Detailed specifications

01. 英标H型钢（UB）
H Section EN10025

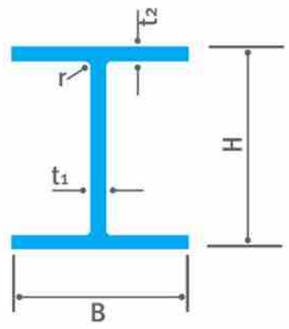

尺寸和截面特性 Dimensions and Sectional Properties

（1）British Standard(BS)-Universal Beam
BS4:2005 EN10034:1997 EN10163-3：2004

型号 Designation		理论重量 Unit Weight (kg/m)	截面尺寸 Standard Sectional Dimension(mm)					截面面积 Sectional Area (cm^2)
		W	H	B	t_1	t_2	r	A
UB838 x 292	176	175.9	834.9	291.7	14.0	18.8	17.8	224.0
	194	193.8	840.7	292.4	14.7	21.7	17.8	246.8
	226	226.5	850.9	293.8	16.1	26.8	17.8	288.6
UB914 x 305	201	200.9	903.0	303.3	15.1	20.2	19.1	255.9
	224	224.2	910.4	304.1	15.9	23.9	19.1	285.6
	253	253.4	918.4	305.5	17.3	27.9	19.1	322.8
	289	289.1	926.6	307.7	19.5	32.0	19.1	368.3
	343	343.3	911.8	418.5	19.4	32	24.1	437.3
	388	388	921	420.5	21.4	36.6	24.1	494.2
UB1016*305	222	222	970	300	16	21.1	30	282.8
	249	249	980	300	16.5	26	30	316.8
	272	272	990	300	16.5	31	30	346.8
	314	314	1000	300	19.1	35.9	30	400.4
	350	350	1008	302	21.1	40	30	445.4
	393	393	1016	303	24.4	43.9	30	500.2
	415	415	1020	304	26	46	30	528.7
	438	438	1026	305	26.9	49	30	556.3
	494	494	1036	309	31	54	30	629.1
	584	584	1056	314	36	64	30	743.7

Detailed specifications

01. 澳标H型钢（UB）
H Section AS/NZS3679.1

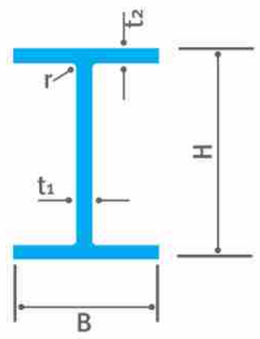

尺寸和截面特性 Dimensions and Sectional Properties

（1）Australian/New Zealand Universal Beam & Columns (AS/NZS)-UB AS/NZS 3679.1:2010

型号 Designation		理论重量 Unit Weight (kg/m)	截面尺寸 Standard Sectional Dimension(mm)					截面面积 Sectional Area (cm^2)
		W	H	B	t_1	t_2	r	A
150UB	14	14.0	150	75	5	7	8.0	17.85
	18	18.0	155.0	75.0	6.0	9.5	8.0	22.96
200UB	18	18.2	198.0	99.0	4.5	7.0	11.0	23.18
	23	22.3	201.6	133.0	5.0	7.0	8.9	28.68
	25	25.4	203.2	133.0	5.8	7.8	8.9	32.31
	30	29.8	207.0	134.0	6.3	9.6	8.9	38.24
250UB	26	25.7	248.0	124.0	5.0	8.0	12.0	32.68
	31	31.4	251.5	146.0	6.1	8.6	8.9	40.08
	37	37.3	256.2	146.0	6.4	10.9	8.9	47.51
310UB	32	32.0	298.0	149	5.5	8	13.0	40.80
	41	40.4	304.0	165	6.1	10.2	11.4	52.08
	47	46.2	307.2	166	6.7	11.8	11.4	59.29
360UB	45	44.7	352.0	171.0	6.9	9.7	11.4	57.24
	51	50.7	355.6	171.0	7.3	11.5	11.4	64.73
	57	56.7	358.6	172.0	8.0	13.0	11.4	72.44
410UB	54	53.7	402.6	178.0	7.6	10.9	11.4	68.86
	60	59.7	406.4	178.0	7.8	12.8	11.4	76.39
460UB	67	67.1	453.8	190.0	8.5	12.7	11.4	85.79
	75	74.6	457.4	190.0	9.1	14.5	11.4	95.20
	82	82.1	460.4	191.0	9.9	16.0	11.4	104.6
530UB	82	82.0	528.2	209.0	9.6	13.2	14.0	105.0
	93	92.4	533.0	209.0	10.2	15.6	14.0	118.1
610UB	102	101	602	228	10.6	14.8	14.0	129.8
	114	113	607	228	11.2	17.3	14.0	144.7
	125	125	611.6	229	11.9	19.6	14.0	159.6
690UB	125	125	677.9	253	11.7	16.2	15.2	159.5
	140	140	683.5	253.7	12.4	19	15.2	178.4
760UB	147	147	754	265.2	12.8	17.5	16.5	187.2
	173	173	762.2	266.7	14.3	21.6	16.5	220.4
	197	197	769.8	268	15.6	25.4	16.5	250.6
	220	220	775.5	269.8	17.4	28.3	16.5	280.1
	244	244	781.3	271.6	19.3	31.3	16.5	311.1

01. 澳标H型钢（UC）
H Section AS/NZS3679.1

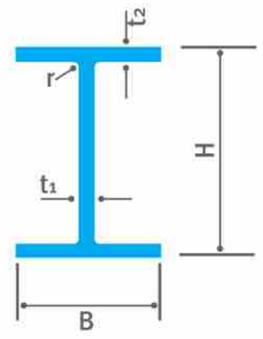

尺寸和截面特性 Dimensions and Sectional Properties

（1）Australian/New Zealand Universal Beam＆Columns (AS/NZS)-UC AS/NZS 3679.1:2010

型号 Designation		理论重量 Unit Weight (kg/m)	截面尺寸 Standard Sectional Dimension(mm)					截面面积 Sectional Area (cm^2)
		W	H	B	t_1	t_2	r	A
100UC	15	14.8	97.0	99.0	5.0	7.0	10.0	18.87
150UC	23	23.4	152.4	152	6.1	6.8	8.9	29.82
	30	30.0	157.6	153	6.6	9.4	8.9	38.60
	37	37.2	161.8	154	8.1	11.5	8.9	47.34
200UC	46	46.2	203.4	203.0	7.3	11.0	11.4	59.02
	52	52.2	206.4	204.0	8.0	12.5	11.4	66.63
	59	59.5	209.8	205.0	9.3	14.2	11.4	76.21
250UC	73	72.9	253.8	254.0	8.6	14.2	14	93.20
	89	89.5	260.0	256.0	10.5	17.3	14	113.9
310UC	97	96.8	308.0	305.0	9.9	15.4	16.5	123.7
	118	118	314.6	307.0	11.9	18.7	16.5	150.1
	137	137	320.6	309.0	13.8	21.7	16.5	174.7
	158	158	327.2	311.0	15.7	25.0	16.5	201.4

Detailed specifications

01. 美标H型钢（HP）
H Section H Pile

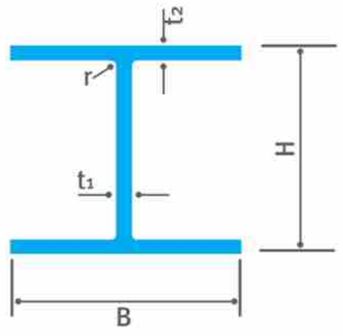

尺寸和截面特性 Dimensions and Sectional Properties

（1）ASTM A36-14

型号 Designation	理论重量 Unit Weight (kg/m)	截面尺寸 Standard Sectional Dimension(mm)					截面面积 Sectional Area (cm^2)
	W	H	B	t_1	t_2	r	A
HP8 x 8	53.5	203.7	207.1	11.3	11.3	10.2	68.16
HP10 x 10	62.6	246.4	255.9	10.5	10.7	12.7	79.77
	85.3	253.7	259.7	14.4	14.4	12.7	108.6
HP12 x 12	78.3	299.2	305.9	11.0	11.0	15.2	99.77
	93.4	303.3	308.0	13.1	13.1	15.2	119.0
	111	308.1	310.3	15.4	15.5	15.2	140.8
	125	311.9	312.3	17.4	17.4	15.2	158.9
HP14 x 14½	108	345.7	370.5	12.8	12.8	15.2	137.8
	132	351.3	373.3	15.6	15.6	15.2	168.4
	152	355.9	375.5	17.9	17.9	15.2	193.7
	174	360.9	378.1	20.4	20.4	15.2	221.5

01. 不对称H型钢（ASY）
Asymmetric H-Beam

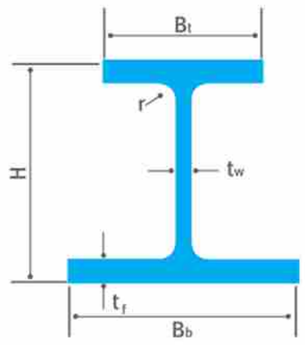

尺寸和截面特性　Dimensions and Sectional Properties

（1）KS D 3502:2013

型号 Designation	理论重量 Unit Weight (kg/m)	截面尺寸 Standard Sectional Dimension(mm)					截面面积 Sectional Area (cm^2)
	W	H	B	t_1	t_2	r	A
312 x 234 x 344	111	312 x 234 x 344		12	18	22	141.3
320 x 236 x 346	134	320 x 236 x 346		14	22	22	170.8
328 x 238 x 348	158	328 x 238 x 348		16	26	22	200.7
336 x 240 x 350	181	336 x 240 x 350		18	30	22	230.8

Detailed specifications

01. 德标工字钢/欧标工字钢（IPE）
H Section DIN1025/EN10025

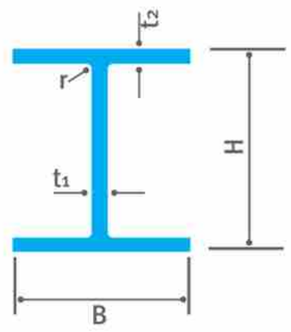

尺寸和截面特性 Dimensions and Sectional Properties

（1）EN10034:1997 EN10163-3：2004

型号 Designation		理论重量 Unit Weight (kg/m)	截面尺寸 Standard Sectional Dimension(mm)					截面面积 Sectional Area (cm^2)
		W	H	B	t_1	t_2	r	A
IPE80	A	5	78	46.0	3.3	4.2	5.0	6.38
	-	6	80	46.0	3.8	5.2	5.0	7.64
IPE100	A	6.9	98	55.0	3.6	4.7	7.0	8.8
	-	8.1	100	55.0	4.1	5.7	7.0	10.3
IPE120	A	8.66	117.6	64.0	3.8	5.1	7.0	11.03
	-	10.4	120.0	64.0	4.4	6.3	7.0	13.21
IPE140	A	10.5	137.4	73.0	3.8	5.6	7.0	13.39
	-	12.9	140.0	73.0	4.7	6.9	7.0	16.43
IPE160	A	12.7	157.0	82.0	4.0	5.9	9.0	16.18
	-	15.8	160.0	82.0	5.0	7.4	9.0	20.09
IPE180	A	15.4	177.0	91.0	4.3	6.5	9.0	19.58
	-	18.8	180.0	91.0	5.3	8.0	9.0	23.95
	O	21.3	182.0	92.0	6.0	9.0	9.0	27.10
IPE200	A	18.4	197.0	100.0	4.5	7.0	12.0	23.47
	-	22.4	200.0	100.0	5.6	8.5	12.0	28.48
	O	25.1	202.0	102.0	6.2	9.5	12.0	31.96
IPE220	A	22.2	217.0	110.0	5.0	7.7	12.0	28.26
	-	26.2	220.0	110.0	5.9	9.2	12.0	33.37
	O	29.4	222.0	112.0	6.6	10.2	12.0	37.39
IPE240	A	26.2	237.0	120.0	5.2	8.3	15.0	33.31
	-	30.7	240.0	120.0	6.2	9.8	15.0	39.12
	O	34.3	242.0	122.0	7.0	10.8	15.0	43.71
IPE270	A	30.7	267.0	135.0	5.5	8.7	15.0	39.15
	-	36.1	270.0	135.0	6.6	10.2	15.0	45.95
	O	42.3	274.0	136.0	7.5	12.2	15.0	53.84

Detailed specifications

01. 德标工字钢/欧标工字钢（IPE）
H Section DIN1025/EN10025

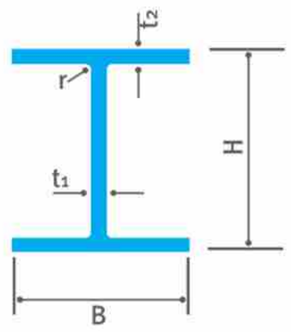

尺寸和截面特性 Dimensions and Sectional Properties

（1）EN10034:1997 EN10163-3：2004

型号 Designation		理论重量 Unit Weight (kg/m)	截面尺寸 Standard Sectional Dimension(mm)					截面面积 Sectional Area (cm^2)
		W	H	B	t_1	t_2	r	A
IPE300	A	36.5	297.0	150.0	6.1	9.2	15.0	46.53
	-	42.2	300.0	150.0	7.1	10.7	15.0	53.81
	O	49.3	304.0	152.0	8.0	12.7	15.0	62.83
IPE330	A	43.0	327.0	160.0	6.5	10.0	18.0	54.74
	-	49.2	330.0	160.0	7.5	11.5	18.0	62.61
	O	57.0	334.0	162.0	8.5	13.5	18.0	72.62
IPE360	A	50.2	357.6	170.0	6.6	11.5	18.0	63.96
	-	57.1	360.0	170.0	8.0	12.7	18.0	72.73
IPE400	A	57.4	397.0	180.0	7.0	12.0	21.0	73.10
	-	66.3	400.0	180.0	8.6	13.5	21.0	84.46
	O	75.7	404.0	182.0	9.7	15.5	21.0	96.39
IPE450	A	67.2	447.0	190.0	7.6	13.1	21.0	85.55
	-	77.6	450.0	190.0	9.4	14.6	21.0	98.82
	O	92.4	456.0	192.0	11.0	17.6	21.0	117.7
IPE500	A	79.4	497.0	200.0	8.4	14.5	21.0	101.1
	-	90.7	500.0	200.0	10.2	16.0	21.0	115.5
	O	107	506.0	202.0	12.0	19.0	21.0	136.7
IPE550	A	92.1	547.0	210.0	9.0	15.7	24.0	117.3
	-	106	550.0	210.0	11.1	17.2	24.0	134.4
	O	123	556.0	212.0	12.7	20.2	24.0	156.1
IPE600	A	108	597.0	220.0	9.8	17.5	24.0	137.0
	-	122	600.0	220.0	12.0	19.0	24.0	156.0
	O	154	610.0	224.0	15.0	24.0	24.0	196.8

Detailed specifications

01.欧标工字钢（IPN）
DIN1025/EN10025

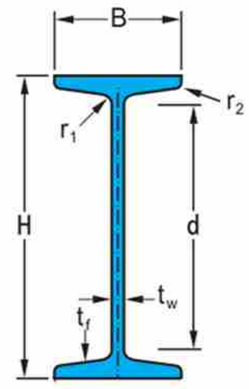

尺寸和截面特性　Dimensions and Sectional Properties

（1）EN10034:1997　EN10163-3：2004

型号 Designation	理论重量 Unit Weight (kg/m)	截面尺寸 Standard Sectional Dimension(mm)						截面面积 Sectional Area (cm^2)
	W	H	B	t_1	t_2	r_1	r_2	A
IPN 80*	5,94	80	42	3,9	5,9	3,9	2,3	7,57
IPN 100*	8,34	100	50	4,5	6,8	4,5	2,7	10,6
IPN 120*	11,1	120	58	5,1	7,7	5,1	3,1	14,2
IPN 140*	14,3	140	66	5,7	8,6	5,7	3,4	18,2
IPN 160*	17,9	160	74	6,3	9,5	6,3	3,8	22,8
IPN 180*	21,9	180	82	6,9	10,4	6,9	4,1	27,9
IPN 200*	26,2	200	90	7,5	11,3	7,5	4,5	33,4
IPN 220*	31,1	220	98	8,1	12,2	8,1	4,9	39,5
IPN 240*	36,2	240	106	8,7	13,1	8,7	5,2	46,1
IPN 260*	41,9	260	113	9,4	14,1	9,4	5,6	53,3
IPN 280*	47,9	280	119	10,1	15,2	10,1	6,1	61,0
IPN 300*	54,2	300	125	10,8	16,2	10,8	6,5	69,0
IPN 320*	61,0	320	131	11,5	17,3	11,5	6,9	77,7
IPN 340*	68,0	340	137	12,2	18,3	12,2	7,3	86,7
IPN 360*	76,1	360	143	13	19,5	13	7,8	97,0
IPN 380*	84,0	380	149	13,7	20,5	13,7	8,2	107
IPN 400*	92,4	400	155	14,4	21,6	14,4	8,6	118
IPN 450*	115	450	170	16,2	24,3	16,2	9,7	147
IPN 500*	141	500	185	18	27	18	10,8	179
IPN 550*	166	550	200	19	30	19	11,9	212
IPN 600*	199	600	215	21,6	32,4	21,6	13	254

Detailed specifications

01.美标工字钢（S）

Dimensions and Sectional Properties

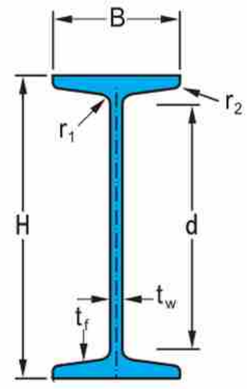

尺寸和截面特性　Dimensions and Sectional Properties

（1）ASTM A6/A6M-14

型号 Designation Bezeichnung	理论重量 Unit Weight (kg/m)	截面尺寸 Dimensions Abmessungen (mm)						截面面积 Sectional Areamm² x10m²
	G	H	B	t_1	t_2	r_1	r_2	A
S 75 x 8.5*	8,5	76	59	4,3	6,6	7,0	2,1	10,8
S 75 x 11.2*	11,2	76	64	8,9	6,6	7,0	3,8	14,3
S 100 x 11.5*	11,5	102	68	4,9	7,4	7,5	4,1	14,5
S 100 x 14.1*	14,1	102	71	8,3	7,4	7,5	4,8	18,0
S 130 x 15*	15,0	127	76	5,4	8,3	7,9	4,9	18,8
S 150 x 18.6*	18,6	152	85	5,9	9,1	7,9	4,9	23,6
S 150 x 25.7*	25,7	152	91	11,8	9,1	8,5	5,0	32,7
S 200 x 27.4*	27,4	203	102	6,9	10,8	8,5	5,0	34,8
S 200 x 34*	34,0	203	106	11,2	10,8	9,5	5,2	43,7
S 250 x 37.8*	37,8	254	118	7,9	12,5	10,5	6,0	48,1
S 250 x 52*	52,0	254	126	15,1	12,5	10,5	6,0	66,5
S 310 x 47.3*	47,3	305	127	8,9	13,8	11,5	6,5	60,3
S 310 x 52*	52,0	305	129	10,9	13,8	11,5	6,5	66,5
S 310 x 60.7*	60,7	305	133	11,7	16,7	14,0	6,5	77,4
S 310 x 74*	74,0	305	139	17,4	16,7	14,0	6,5	94,8
S 380 x 64*	64,0	381	140	10,4	15,8	13,0	6,5	81,3
S 380 x 74*	74,0	381	143	14,0	15,8	13,0	7,8	94,8
S 460 x 81.4*	81,4	457	152	11,7	17,6	14,5	9,0	104
S 460 x 104*	104	457	159	18,1	17,6	14,5	9,0	133
S 510 x 98*	98,0	508	159	12,8	20,2	15,0	9,4	125
S 510 x 112*	112	508	162	16,1	20,2	15,0	9,4	142
S 510 x 128*	128	516	179	16,8	23,4	15,0	9,4	163
S 510 x 143*	143	516	183	20,3	23,4	15,0	9,4	182
S 610 x 119*	119	610	178	12,7	22,1	15,5	9,6	152
S 610 x 134*	134	610	181	15,9	22,1	15,5	9,6	171
S 610 x 149*	149	610	184	18,9	22,1	15,5	9,6	189
S 610 x 158*	158	622	200	15,7	27,7	15,5	9,6	201
S 610 x 180*	180	622	204	20,3	27,7	15,5	9,6	230

Detailed specifications

01.日标工字钢（IB） I-Beam

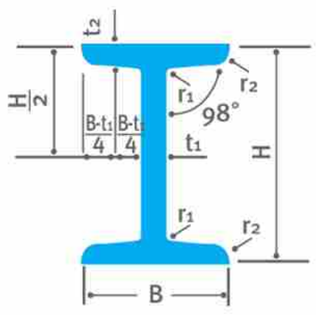

尺寸和截面特性 Dimensions and Sectional Properties

(1) KS D 3502:2016 JIS G 3192:2008

型号 Designation	理论重量 Unit Weight (kg/m)	截面尺寸 Dimensions Abmessungen (mm)						截面面积 Sectional Areamm² x10m²
	M	H	B	t_1	t_2	r_1	r_2	A
100*75	12.9	100	75	5	8	7	3.5	16.43
125*75	16.1	125	75	5.5	9.5	9	4.5	20.45
150*75	17.1	150	75	5.5	9.5	9	4.5	21.83
150*125	36.2	150	125	8.5	14	13	6.5	46.15
180*100	23.6	180	100	6	10	10	5	33.06
200*100	26	200	100	7	10	10	5	33.06
200*150	50.4	200	150	9	16	15	7.5	64.16
250*125	38.3	250	125	7.5	12.5	12	6	48.79
250*125	55.5	250	125	10	19	21	6	70.73
300*150	48.3	300	150	8	13	12	6	61.58
300*150	65.5	300	150	10	18.5	19	9.5	83.47
300*150	76.8	300	150	11.5	22	23	11.5	97.88
300*150	58.5	300	150	9	15	13	6.5	74.58
350*150	87.2	350	150	12	24	25	12.5	111.1
400*150	72	400	150	10	18	17	8.5	91.73
400*150	95.8	400	150	12.5	25	27	13.5	122.1
450*175	91.7	450	175	11	20	19	9.5	116.8
450*175	115	450	175	13	26	27	13.5	146.1
600*190	133	600	190	13	25	25	12.5	169.4
600*190	176	600	190	16	35	38	19	224.5

Detailed specifications

01. 日标等边角钢（L）
Equal Angle

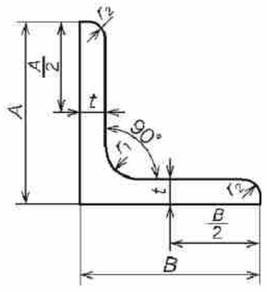

尺寸和截面特性　Dimensions and Sectional Properties

（1）KS D 3502:2016 JIS G 3192:2008

型号 Designation	截面面积 Sectional Area (cm^2)	标准截面尺寸(mm) Standard Sectional Dimension(mm)			理论重量 Unit Weight (kg/m)
	A	t	r_1	r_2	W
25x25	1.427	3	4	2	1.12
30x30	1.727	3	4	2	1.36
40x40	2.336	3	4.5	2	1.83
40x40	3.755	5	4.5	3	2.95
45x45	3.492	4	6.5	3	2.74
45x45	4.302	5	6.5	3	3.38
50x50	3.892	4	6.5	3	3.06
50x50	4.802	5	6.5	3	3.77
50x50	5.644	6	6.5	4.5	4.43
60x60	4.692	4	6.5	3	3.68
60x60	5.802	5	6.5	3	4.55
65x65	6.367	5	8.5	3	5.00
65x65	7.527	6	8.5	4	5.91
65x65	9.761	8	8.5	6	7.66
70x70	8.127	6	8.5	4	6.38
75x75	8.727	6	8.5	4	6.85
75x75	12.29	9	8.5	6	9.96
75x75	16.56	12	8.5	6	13.0
80x80	9.327	6	8.5	4	7.32
90x90	10.55	6	10	5	8.28
90x90	12.22	7	10	5	9.59
90x90	17.00	10	10	7	13.3
90x90	21.71	13	10	7	17.0
100x100	13.62	7	10	5	10.7
100x100	19.00	10	10	7	14.9
100x100	24.31	13	10	7	19.1
120x120	18.76	8	12	5	14.7
130x130	22.74	9	12	6	17.9
130x130	29.76	12	12	8.5	23.4
130x130	36.75	15	12	8.5	28.8
150x150	34.77	12	14	7	27.3
150x150	42.74	15	14	10	33.6
150x150	53.38	19	14	10	41.9
175x175	40.52	12	15	11	31.8
175x175	50.21	15	15	11	39.4
200x200	57.75	15	17	12	45.3
200x200	76.00	20	17	12	59.7
200x200	93.75	25	17	12	73.6
250x250	119.4	25	24	12	93.7
259x250	162.6	25	24	18	128

Detailed specifications

01. 日标不等边角钢（L）
Equal Angle

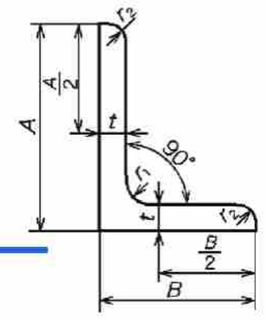

尺寸和截面特性　Dimensions and Sectional Properties

（1）KS D 3502:2016 JIS G 3192:2008

型号 Designation	截面面积 Sectional Area (cm^2)	标准截面尺寸(mm) Standard Sectional Dimension(mm)			理论重量 Unit Weight (kg/m)
	A	t	r_1	r_2	W
90x75	14.04	9	8.5	6	11.0
100x75	11.87	7	10	5	9.32
100x75	16.50	10	10	7	13.0
125x75	13.62	7	10	5	10.7
125x75	19.00	10	10	7	14.9
125x75	24.31	13	10	7	19.1
125x90	20.50	10	10	7	16.1
125x90	26.26	13	10	7	20.6
125x90	20.94	9	12	6	16.4
125x90	27.36	12	12	8.5	21.5
150x100	21.84	9	12	6	17.1
150x100	28.56	12	12	8.5	22.4
150x100	35.25	15	12	8.5	27.7

型号 Designation	截面面积 Sectional Area (cm^2)	标准截面尺寸(mm) Standard Sectional Dimension(mm)				理论重量 Unit Weight (kg/m)
	A	t_1	t_2	r_1	r_2	W
200x90	29.66	9	14	14	7	23.3
250x90	37.47	10	15	17	8.5	29.4
250x90	42.95	12	16	17	8.5	33.7
300x90	46.22	11	16	19	9.5	36.3
300x90	52.67	13	17	19	9.5	41.3
350x100	57.74	12	17	22	11	45.3
400x100	68.59	13	18	24	12	53.8

01. 欧标等边角钢（L）
Equal Angle

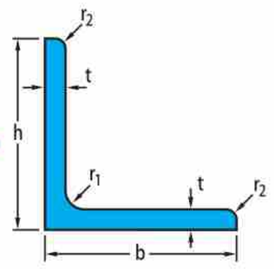

尺寸和截面特性　Dimensions and Sectional Properties

（1）EN10056-1:1999　EN10056-2:1993　EN10163-3:2004

型号 Designation	理论重量 Unit Weight (kg/m)	截面尺寸 Standard Sectional Dimension(mm)				截面面积 Sectional Area (cm^2)
	G	H=B	t	r_1	r_2	A
L 20 x 20 x 3-	0,879	20	3	3,5	2,0	1,12
L 25 x 25 x 3-/▲	1,11	25	3	3,5	2,0	1,42
L 25 x 25 x 4▲-/▲	1,45	25	4	3,5	2,0	1,85
L 30 x 30 x 3-/▲	1,36	30	3	5	2,5	1,74
L 30 x 30 x 4-/▲	1,78	30	4	5	2,5	2,27
L 35 x 35 x 4-/▲	2,09	35	4	5	2,5	2,67
L 40 x 40 x 4-/▲	2,42	40	4	6	3,0	3,08
L 40 x 40 x 5-/▲	2,97	40	5	6	3,0	3,79
L 45 x 45 x 4*/◀	2,74	45	4	7	3,5	3,49
L 45 x 45 x 4,5*/-/▲	3,06	45	4,5	7	3,5	3,90
L 45 x 45 x 5*/◀	3,38	45	5	7	3,5	4,30
L 50 x 50 x 4-/▲	3,06	50	4	7	3,5	3,89
L 50 x 50 x 5-/▲	3,77	50	5	7	3,5	4,80
L 50 x 50 x 6-/▲	4,47	50	6	7	3,5	5,69
L 50 x 50 x 7*/◀	5,15	50	7	7	3,5	6,56
L 55 x 55 x 5*/▶	4,18	55	5	8	4,0	5,32
L 55 x 55 x 6*/◀	4,95	55	6	8	4,0	6,31
L 60 x 60 x 4*	3,70	60	4	8	4,0	4,71
L 60 x 60 x 5-/▲	4,57	60	5	8	4,0	5,82
L 60 x 60 x 6-/▲	5,42	60	6	8	4,0	6,91
L 60 x 60 x 8-/▲	7,09	60	8	8	4,0	9,03
L 65 x 65 x 6*/▶	5,91	65	6	9	4,5	7,53
L 65 x 65 x 7-	6,83	65	7	9	4,5	8,70
L 65 x 65 x 8*/▶	7,73	65	8	9	4,5	9,85

01. 欧标等边角钢（L）
Equal Angle

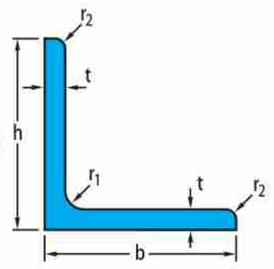

尺寸和截面特性　Dimensions and Sectional Properties

（1）EN10056-1:1999　EN10056-2:1993　EN10163-3:2004

型号 Designation	理论重量 Unit Weight (kg/m)	截面尺寸 Standard Sectional Dimension(mm)				截面面积 Sectional Area (cm^2)
	G	H=B	t	r_1	r_2	A
L 70 x 70 x 6-	6,38	70	6	9	4,5	8,13
L 70 x 70 x 7-	7,38	70	7	9	4,5	9,40
L 70 x 70 x 8*/▸	8,37	70	8	10	5,0	10,7
L 70 x 70 x 9*/◂	9,32	70	9	9	4,5	11,9
L 75 x 75 x 4*	4,65	75	4	9	4,5	5,93
L 75 x 75 x 5*	5,76	75	5	9	4,5	7,34
L 75 x 75 x 6-	6,85	75	6	9	4,5	8,73
L 75 x 75 x 7*	7,93	75	7	9	4,5	10,1
L 75 x 75 x 8-	8,99	75	8	9	4,5	11,4
L 75 x 75 x 10*	11,1	75	10	9	4,5	14,1
L 80 x 80 x 5*	6,17	80	5	10	5,0	7,86
L 80 x 80 x 6*/◂	7,34	80	6	10	5,0	9,35
L 80 x 80 x 7*	8,49	80	7	10	5,0	10,8
L 80 x 80 x 8-	9,63	80	8	10	5,0	12,3
L 80 x 80 x 10-	11,9	80	10	10	5,0	15,1
L 90 x 90 x 6*/▸	8,28	90	6	10	5,0	10,5
L 90 x 90 x 7-	9,61	90	7	11	5,5	12,2
L 90 x 90 x 8-	10,9	90	8	11	5,5	13,9
L 90 x 90 x 9-	12,2	90	9	11	5,5	15,5
L 90 x 90 x 10-	13,4	90	10	11	5,5	17,1
L 90 x 90 x 11*	14,7	90	11	11	5,5	18,7
L 100 x 100 x 6*/▸	9,26	100	6	12	6,0	11,8
L 100 x 100 x 7*	10,7	100	7	12	6,0	13,7
L 100 x 100 x 8*/-	12,2	100	8	12	6,0	15,5
L 100 x 100 x 10*/-	15,0	100	10	12	6,0	19,2
L 100 x 100 x 12*/-	17,8	100	12	12	6,0	22,7
L 110 x 110 x 8*/▸	13,4	110	8	12	6,0	17,1
L 110 x 110 x 10*/◂	16,6	110	10	13	6,5	21,2
L 110 x 110 x 12*	19,7	110	12	13	6,5	25,1

01. 欧标等边角钢（L）
Equal Angle

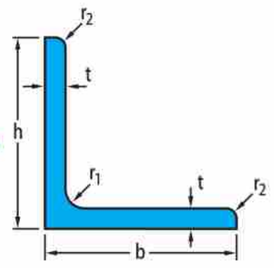

尺寸和截面特性　Dimensions and Sectional Properties

（1）EN10056-1:1999　EN10056-2:1993　EN10163-3:2004

型号 Designation	理论重量 Unit Weight (kg/m)	截面尺寸 Standard Sectional Dimension(mm)				截面面积 Sectional Area (cm^2)
	G	H=B	t	r_1	r_2	A
L 120 x 120 x 8* /►/x	14,7	120	8	13	6,5	18,7
L 120 x 120 x 10 -/x	18,2	120	10	13	6,5	23,2
L 120 x 120 x 11 ◄/x	19,9	120	11	13	6,5	25,4
L 120 x 120 x 12 -/x	21,6	120	12	13	6,5	27,5
L 120 x 120 x 13* /x	23,3	120	13	13	6,5	29,7
L 120 x 120 x 15* /x	26,6	120	15	13	6,5	33,9
L 120 x 120 x 16* /x	28,3	120	16	13	6,5	36,0
L 130 x 130 x 10*	19,8	130	10	14	7,0	25,2
L 130 x 130 x 12* /-	23,5	130	12	14	7,0	30,0
L 130 x 130 x 13* /x	25,4	130	13	14	7,0	32,3
L 130 x 130 x 14* /►	27,2	130	14	14	7,0	34,7
L 130 x 130 x 16*	30,8	130	16	14	7,0	39,3
L 150 x 150 x 10 +/-/x	23,0	150	10	16	8,0	29,3
L 150 x 150 x 12 +/-/x	27,3	150	12	16	8,0	34,8
L 150 x 150 x 13 +/x	29,5	150	13	16	8,0	37,6
L 150 x 150 x 14 +/◄/x	31,6	150	14	16	8,0	40,3
L 150 x 150 x 15 +/-/x	33,8	150	15	16	8,0	43,0
L 150 x 150 x 16 +/x	35,9	150	16	16	8,0	45,7
L 150 x 150 x 18 +/x	40,1	150	18	16	8,0	51,0
L 150 x 150 x 20 +/x	44,2	150	20	16	8,0	56,3
L 160 x 160 x 14 +	33,9	160	14	17	8,5	43,2
L 160 x 160 x 15 +/-	36,2	160	15	17	8,5	46,1
L 160 x 160 x 16 +	38,4	160	16	17	8,5	49,0
L 160 x 160 x 17 +/◄	40,7	160	17	17	8,5	51,8

01. 欧标等边角钢（L）
Equal Angle

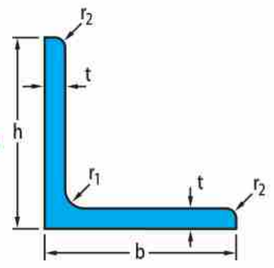

尺寸和截面特性　Dimensions and Sectional Properties

（1）EN10056-1:1999　EN10056-2:1993　EN10163-3:2004

型号 Designation	理论重量 Unit Weight (kg/m)	截面尺寸 Standard Sectional Dimension(mm)				截面面积 Sectional Area (cm^2)
	G	H=B	t	r_1	r_2	A
L 180 x 180 x 13 +/x	35 ,7	180	13	18	9,0	45,5
L 180 x 180 x 14 +/x	38 ,3	180	14	18	9,0	48,8
L 180 x 180 x 15 +/x	40 ,9	180	15	18	9,0	52,1
L 180 x 180 x 16 +/-/x	43 ,5	180	16	18	9,0	55,4
L 180 x 180 x 17 +/x	46 ,0	180	17	18	9,0	58,7
L 180 x 180 x 18 +/-/x	48 ,6	180	18	18	9,0	61,9
L 180 x 180 x 19 +/x	51 ,1	180	19	18	9,0	65,1
L 180 x 180 x 20 +/x	53 ,7	180	20	18	9,0	68,3
L 200 x 200 x 15 +/x	45 ,6	200	15	18	9,0	58,1
L 200 x 200 x 16 +/-/x	48 ,5	200	16	18	9,0	61,8
L 200 x 200 x 17 +/x	51 ,4	200	17	18	9,0	65,5
L 200 x 200 x 18 +/-/x	54 ,2	200	18	18	9,0	69,1
L 200 x 200 x 19 +/x	57 ,1	200	19	18	9,0	72,7
L 200 x 200 x 20 +/-/x	59 ,9	200	20	18	9,0	76,3
L 200 x 200 x 21 +/x	62 ,8	200	21	18	9,0	79,9
L 200 x 200 x 22 +/x	65 ,6	200	22	18	9,0	83,5
L 200 x 200 x 23 +/x	68 ,3	200	23	18	9,0	87,1
L 200 x 200 x 24 +/-/x	71 ,1	200	24	18	9,0	90,6
L 200 x 200 x 25 +/x	73 ,9	200	25	18	9,0	94,1
L 200 x 200 x 26 +/x	76 ,6	200	26	18	9,0	97,6
L 250 x 250 x 20 +	75 ,6	250	20	18	9,0	96,3
L 250 x 250 x 21 +	79 ,2	250	21	18	9,0	101
L 250 x 250 x 22 +	82 ,8	250	22	18	9,0	106
L 250 x 250 x 23 +	86 ,4	250	23	18	9,0	110
L 250 x 250 x 24 +	90 ,0	250	24	18	9,0	115
L 250 x 250 x 25 +	93 ,5	250	25	18	9,0	119
L 250 x 250 x 26 +	97 ,0	250	26	18	9,0	124
L 250 x 250 x 27 +	101	250	27	18	9,0	128
L 250 x 250 x 28 +/-	104	250	28	18	9,0	133
L 250 x 250 x 35 +/-	128	250	35	18	9,0	163

01. 欧标不等边角钢（L）
Equal Angle

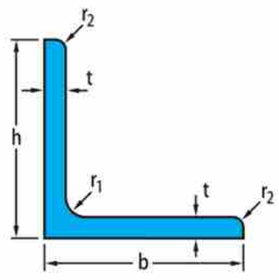

尺寸和截面特性　Dimensions and Sectional Properties

（1）EN10056-1:1999　EN10056-2:1993　EN10163-3:2004

型号 Designation	理论重量 Unit Weight (kg/m)	截面尺寸 Standard Sectional Dimension(mm)					截面面积 Sectional Area (cm^2)
	G	H	B	t_1	t_2	r	A
L 100 x 65 x 7 -	8,77	100	65	7	10	5,0	11,2
L 100 x 65 x 8 -	9,94	100	65	8	10	5,0	12,7
L 100 x 65 x 9 ♣	11,1	100	65	9	10	5,0	14,1
L 100 x 65 x 10 -	12,3	100	65	10	10	5,0	15,6
L 100 x 65 x 12	14,5	100	65	12	10	5,0	18,5
L 110 x 70 x 10 ▸	13,4	110	70	10	10	5,0	17,1
L 110 x 70 x 12 ▸	15,9	110	70	12	10	5,0	20,3
L 120 x 80 x 8 -	12,2	120	80	8	11	5,5	15,5
L 120 x 80 x 10 -	15,0	120	80	10	11	5,5	19,1
L 120 x 80 x 12 -	17,8	120	80	12	11	5,5	22,7
L 125 x 75 x 8 -	12,2	125	75	8	11	5,5	15,5
L 125 x 75 x 9	13,6	125	75	9	11	5,5	17,3
L 125 x 75 x 10 -	15,0	125	75	10	11	5,5	19,1
L 125 x 75 x 12 -	17,8	125	75	12	11	5,5	22,7
L 130 x 90 x 10 ▸	16,6	130	90	10	11	5,0	21,2
L 130 x 90 x 12 ♣	19,7	130	90	12	12	6,0	25,1
L 130 x 90 x 14 ▸	22,8	130	90	14	11	5,0	29,0
L 140 x 90 x 8 ▸	14,0	140	90	8	11	5,5	17,9
L 140 x 90 x 10 ▸	17,4	140	90	10	11	5,5	22,1
L 140 x 90 x 12 ▸	20,6	140	90	12	11	5,5	26,3
L 140 x 90 x 14 ▸	23,8	140	90	14	11	5,5	30,4
L 150 x 75 x 9* /-	15,4	150	75	9	12	6,0	19,6
L 150 x 75 x 10* /-	17,0	150	75	10	12	6,0	21,7
L 150 x 75 x 11*	18,6	150	75	11	12	6,0	23,7
L 150 x 75 x 12*	20,2	150	75	12	12	6,0	25,7
L 150 x 90 x 10 +/x	18,2	150	90	10	12	6,0	23,2
L 150 x 90 x 11 +/x	19,9	150	90	11	12	6,0	25,3
L 150 x 90 x 12 +/x	21,6	150	90	12	12	6,0	27,5
L 150 x 90 x 15 +/x	26,6	150	90	15	12	6,0	33,9
L 150 x 100 x 10 -/+/x	19,0	150	100	10	12	6,0	24,2
L 150 x 100 x 12 -/+/x	22,5	150	100	12	12	6,0	28,7
L 150 x 100 x 14 +/x	26,1	150	100	14	12	6,0	33,2
L 200 x 100 x 10 -/+/x	23,0	200	100	10	15	7,5	29,2
L 200 x 100 x 12 -/+/x	27,3	200	100	12	15	7,5	34,8
L 200 x 100 x 14 ♣/x	31,6	200	100	14	15	7,5	40,3
L 200 x 100 x 15 +/x	33,7	200	100	15	15	7,5	43,0

Detailed specifications

01.美标等边角钢（L）
Equal Angle

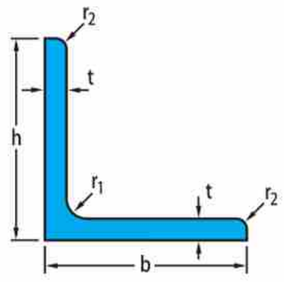

尺寸和截面特性　Dimensions and Sectional Properties

（1）ASTM A36/A6M-14

型号 Designation	重量 Unit Weight (lbs/ft)	理论重量 Unit Weight (kg/m)	英制规格 边宽*边宽*边厚 (英寸) Inch specifications side width side width side thickness (inch)	规格型号 边宽*边宽*边厚 (英寸) Inch specifications side width side width side thickness (inch)	理论重量 Unit Weight (kg/m)
L3/4×3/4×1/8	L19*19*3.2	0.88	L3-1/2×3-1/2×1/4	L89*89*6.4	8.64
L1×1×3/16	L25.4*25.4*4.8	1.73	L4×4×1/2	L102*102*12.7	19.07
L1×1×1/8	L25.4*25.4*3.2	1.19	L4×4×7/16	L102*102*11.1	16.83
L1-1/4×1-1/4×3/16	L32*32*4.8	2.20	L4×4×3/8	L102*102*9.5	14.60
L1-1/4××1-1/4×1/8	L32*32*3.2	1.50	L4×4×5/16	L102*102*7.9	12.21
L1-1/2×1-1/2×3/16	L38*38*4.8	2.68	L4×4×1/4	L102*102*6.4	9.83
L1-1/2×1-1/2×5/32	L38*38*4.0	2.26	L5×5×1/2	L127*127*12.7	24.13
L1-1/2×1-1/2×1/8	L38*38*3.2	1.83	L5×5×7/16	L127*127*11.1	21.30
L1-3/4×1-3/4×3/16	L44.5*44.5*4.8	3.16	L5×5×3/8	L127*127*9.5	18.32
L1-3/4×1-3/4×1/8	L44.5*44.5*3.2	2.14	L5×5×5/16	L127*127*7.9	15.34
L2×2×1/4	L51*51*6.3	4.75	L6×6×5/8	L152*152*15.9	36.05
L2×2×3/16	L51*51*4.8	3.63	L6×6×9/16	L152*152*14.3	32.62
L2×2×1/8	L51*51*3.2	2.46	L6×6×1/2	L152*152*12.7	29.19
L2-1/2×2-1/2×5/16	L64*64*7.9	7.45	L6×6×7/16	L152*152*11.1	25.62
L2-1/2×2-1/2×1/4	L64*64*6.4	6.11	L6×6×3/8	L152*152*9.5	22.19
L2-1/2×2-1/2×3/16	L64*64*4.8	4.57	L6×6×5/16	L152*152*7.9	18.47
L3×3×3/8	L76*76*9.5	10.72	L8×8×1	L203*203*25.4	75.96
L3×3×5/16	L76*76*7.9	9.09	L8×8×7/8	L203*203*22.2	67.03
L3×3×1/4	L76*76*6.4	7.30	L8×8×3/4	L203*203*19	57.94
L3×3×3/16	L76*76*4.8	5.53	L8×8×5/8	L203*203*15.9	48.71
L3-1/2×3-1/2×3/8	L89*89*9.5	12.66	L8×8×9/16	L203*203*14.3	44.09
L3-1/2×3-1/2×5/16	L89*89*7.9	10.72			

Detailed specifications

01.美标不等边角钢（L）
Equal Angle

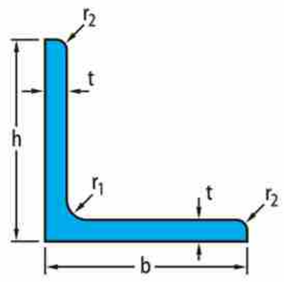

尺寸和截面特性　Dimensions and Sectional Properties

（1）ASTM A36/A6M-14

英制规格 边宽*边宽*边厚 (英寸) Inch specifications side width side width side thickness (inch)	规格型号 边宽*边宽*边厚 (英寸) Inch specifications side width side width side thickness (inch)	理论 重量 Unit Weight (kg/m)	英制规格 边宽*边宽*边厚 (英寸) Inch specifications side width side width side thickness (inch)	规格型号 边宽*边宽*边厚 (英寸) Inch specifications side width side width side thickness (inch)	理论 重量 Unit Weight (kg/m)
L1-3/4×1-1/4×1/8	44.5*31.8*3.2	1.833	L5×3-1/2×5/16	L127*89*7.9	12.9
L1-3/4×1-1/4×3/16	44.5*31.8*4.7	2.414	L5×3-1/2×3/8	L127*89*9.5	15.4
L2×1-1/4×3/16	51*31.8*4.7	2.92	L5×3-1/2×1/2	L127*89*12.7	20.2
L2×1-1/4×1/4	51*31.8*6.3	3.798	L6×3-1/2×5/16	152*89*7.9	14.5
L2-1/2×1-1/2×3/16	64*38*4.8	3.6	L6×3-1/2×3/8	152*89*9.5	17.3
L2-1/2×1-1/2×1/4	64*38*6.4	4.8	L6 × 3-1/2 × 1/2	152*89*12.7	22.7
L3×2×3/16	76*51*4.8	4.6	L6×4×5/16	L152*102*7.9	15.3
L3×2×1/4	76*51*6.4	6.1	L6×4×3/8	L152*102*9.5	18.2
L3×2×5/16	76*51*7.9	7.4	L6×4×7/16	L152*102*11.1	21.2
L3×2-1/2×3/16	L76*64*4.8	5.1	L6×4×1/2	L152*102*12.7	24.0
L3×2-1/2×1/4	L76*64*6.4	6.7	L6×4×9/16	L152*102*14.3	26.8
L3×2-1/2×5/16	L76*64*7.9	8.3	L6×4×5/8	L152*102*15.9	29.6
L3×2-1/2×3/8	L76*64*9.5	9.8	L7×4×3/8	L178*102*9.5	20.2
L3-1/2×2-1/2×1/4	L89*64*6.4	7.3	L7×4×7/16	L178*102*11.1	23.4
L3-1/2×2-1/2×5/16	L89*64*7.9	9.0	L7×4×1/2	L178*102*12.7	26.5
L3-1/2×2-1/2×3/8	L89*64*9.5	10.7	L7×4×5/8	L178*102*15.9	32.7
L3-1/2×2-1/2×1/2	L89*64*12.7	13.9	L7×4×3/4	L178*102*19	38.8
L3-1/2×3×1/4	L89*76*6.4	8.0	L8×4×1/2	L203*102*12.7	29.0
L3-1/2×3×5/16	L89*76*7.9	9.8	L8×4×9/16	L203*102*14.3	32.4
L3-1/2×3×3/8	L89*76*9.5	11.7	L8×4×5/8	L203*102*15.9	36.0
L3-1/2×3×1/2	L89*76*12.7	15.1	L8×4×3/4	L203*102*19.0	42.5
L4×3×1/4	102*76*6.4	8.6	L8×4×7/8	L203*102*22.2	49.3
L4×3×5/16	102*76*7.9	10.7	L8×4×1	L203*102*25.4	55.4
L4×3×3/8	102*76*9.5	12.6	L8×6×1/2	L203*152*12.7	34.1
L4×3×1/2	102*76*12.7	16.4	L8×6×9/16	L203*152*14.3	38.1
L5×3×1/4	127*76*6.4	9.8	L8×6×5/8	L203*152*15.9	42.2
L5×3×5/16	127*76*7.9	12.1	L8×6×3/4	L203*152*19	50.1
L5×3×3/8	127*76*9.5	14.5	L8×6×7/8	L203*152*22.2	57.9
L5×3×7/16	127*76*11.1	16.7	L8×6×1	L203*152*25.4	65.5
L5×3×1/2	127*76*12.7	19.0			
L5×3-1/2×1/4	L127*89*6.4	10.4			

Detailed specifications

01. 日标槽钢（JIS）
U-bar

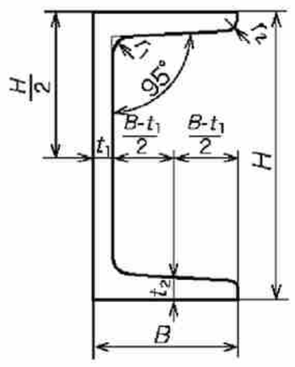

尺寸和截面特性　Dimensions and Sectional Properties

(1) KS D 3502:2016 JIS G 3192:2008

型号 Designation	理论重量 Unit Weight (kg/m)	截面尺寸(mm) Standard Sectional Dimension(mm)				截面面积 Sectional Area (cm^2)
	G	t_1	t_2	r_1	r_2	A
75x40	6.92	5	7	8	4	8.818
100x50	9.36	5	7.5	8	4	11.92
125x65	13.4	6	8	8	4	17.11
150x75	18.6	6.5	10	10	5	23.71
150x75	24.0	9	12.5	15	7.5	30.59
180x75	21.4	7	10.5	11	5.5	27.20
200x80	24.6	7.5	11	12	7	31.33
200x90	30.3	8	13.5	14	6	38.65
250x90	34.6	9	13	14	7	44.07
250x90	40.2	11	14.5	17	8.5	51.17
300x90	38.1	9	13	14	7	48.75
300x90	43.8	10	15.5	19	9.5	55.75
300x90	48.6	12	16	19	9.5	61.90
380x100	54.5	10.5	16	18	9	69.39
380x100	62.0	13	16.5	18	9	78.96
380x100	67.3	13	20	24	12	85.71

Detailed specifications

01. 美标槽钢（C/MC）
U-bar

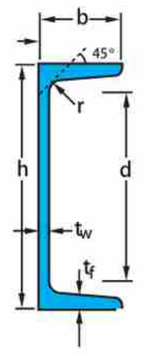

尺寸和截面特性　Dimensions and Sectional Properties

（1）ASTMA6/A6M-14

型号 Designation Designation Bezeichnung (imperial)	型号 Designation Designation Bezeichnung (imperial)	理论重量 Unit Weight (kg/m)	截面尺寸(mm) Dimensions Abmessungen (mm)				
		G	H	B	t_w	t_f	d
C 3 x 4.1	C 75 x 6.1*	6,1	76	35	4,3	6,9	38
C 3 x 5	C 75 x 7.4*	7,4	76	37	6,6	6,9	38
C 3 x 6	C 75 x 8.9*	8,9	76	40	9,0	6,9	38
C 4 x 5.4	C 100 x 8*	8,0	102	40	4,7	7,5	66
C 4 x 7.25	C 100 x 10.8*	10,8	102	43	8,2	7,5	60
C 5 x 6.7	C 130 x 10.4*	10,4	127	44	4,8	8,1	83
C 5 x 9	C 130 x 13*	13,0	127	47	8,3	8,1	86
C 6 x 8.2	C 150 x 12.2*	12,2	152	48	5,1	8,7	107
C 6 x 10.5	C 150 x 15.6*	15,6	152	51	8,0	8,7	107
C 6 x 13	C 150 x 19.3*	19,3	152	54	11,1	8,7	105
C 7 x 9.8	C 180 x 14.6*	14,6	178	53	5,3	9,3	130
C 7 x 12.25	C 180 x 18.2*	18,2	178	55	8,0	9,3	130
C 7 x 14.75	C 180 x 22*	22,0	178	58	10,6	9,3	125
C 8 x 11.5	C 200 x 17.1*	17,1	203	57	5,6	9,9	156
C 8 x 13.75	C 200 x 20.5*	20,5	203	59	7,7	9,9	156
C 8 x 18.75	C 200 x 27.9*	27,9	203	64	12,4	9,9	156
C 9 x 13.4	C 230 x 19.9*	19,9	229	61	5,9	10,5	177
C 9 x 15	C 230 x 22*	22,0	229	63	7,2	10,5	177
C 9 x 20	C 230 x 30*	30,0	229	67	11,4	10,5	173
C 10 x 15.3	C 250 x 22.8*	22,8	254	65	6,1	11,1	203
C 10 x 20	C 250 x 30*	30,0	254	69	9,6	11,1	203
C 10 x 25	C 250 x 37*	37,0	254	73	13,4	11,1	203
C 10 x 30	C 250 x 45*	45,0	254	76	17,1	11,1	203
C 12 x 20.7	C 310 x 30.8*	30,8	305	74	7,2	12,7	248
C 12 x 25	C 310 x 37*	37,0	305	77	9,8	12,7	248
C 12 x 30	C 310 x 45*	45,0	305	80	13,0	12,7	248
C 15 x 33.9	C 380 x 50.4*	50,4	381	86	10,2	16,5	308
C 15 x 40	C 380 x 60*	60,0	381	89	13,2	16,5	308
C 15 x 50	C 380 x 74*	74,0	381	94	18,2	16,5	308

01. 美标槽钢（C/MC）
U-bar

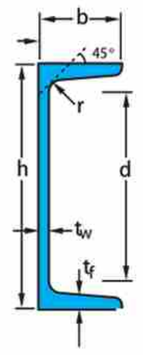

尺寸和截面特性　Dimensions and Sectional Properties

（1）ASTMA6/A6M-14

型号 Designation Designation Bezeichnung (imperial)	型号 Designation Designation Bezeichnung (imperial)	理论重量 Unit Weight (kg/m)	截面尺寸(mm) Dimensions Abmessungen (mm)				
		G	H	B	t_w	t_f	d
MC 6 x 12	MC 150 x 17.9*	17,9	152	63	7,9	9,5	101
MC 6 x 15.1	MC 150 x 22.5*	22,5	152	74	8,0	12,1	89
MC 6 x 15.3	MC 150 x 22.8*	22,8	152	88	8,6	9,8	91,7
MC 6 x 16.3	MC 150 x 24.3*	24,3	152	76	9,5	12,1	88,2
MC 6 x 18	MC 150 x 26.8*	26,8	152	88	9,6	12,1	85,4
MC 7 x 19.1	MC 180 x 28.4*	28,4	178	87	8,9	12,7	110
MC 7 x 22.7	MC 180 x 33.8*	33,8	178	91	12,8	12,7	109
MC 8 x 8.5	MC 200 x 12.6*	12,6	203	47	4,5	7,9	162
MC 8 x 18.7	MC 200 x 27.8*	27,8	203	75	9,0	12,7	140
MC 8 x 20	MC 200 x 29.8*	29,8	203	76	10,2	12,7	136
MC 8 x 21.4	MC 200 x 31.8*	31,8	203	87	9,5	13,3	132
MC 8 x 22.8	MC 200 x 33.9*	33,9	203	88	10,8	13,3	130
MC 9 x 23.9	MC 230 x 35.6*	35,6	229	87	10,2	14,0	158
MC 9 x 25.4	MC 230 x 37.8*	37,8	229	88	11,4	14,0	155
MC 10 x 8.4	MC 250 x 12.5*	12,5	254	38	4,3	7,1	215
MC 10 x 22	MC 250 x 33*	33,0	254	84	7,4	14,6	179
MC 10 x 25	MC 250 x 37*	37,0	254	86	9,7	14,6	186
MC 10 x 28.5	MC 250 x 42.4*	42,4	254	100	10,8	14,6	178
MC 10 x 33.6	MC 250 x 50*	50,0	254	104	14,6	14,6	178
MC 10 x 41.1	MC 250 x 61.2*	61,2	254	110	20,2	14,6	170
MC 12 x 10.6	MC 310 x 15.8*	15,8	305	38	4,8	7,8	262
MC 12 x 31	MC 310 x 46*	46,0	305	93	9,4	17,8	225
MC 12 x 35	MC 310 x 52*	52,0	305	96	11,8	17,8	218
MC 12 x 40	MC 310 x 60*	60,0	305	98	15,0	17,8	214
MC 12 x 45	MC 310 x 67*	67,0	305	102	18,0	17,8	214
MC 12 x 50	MC 310 x 74*	74,0	305	105	21,2	17,8	222
MC 13 x 31.8	MC 330 x 47.3*	47,3	330	102	9,5	15,5	242
MC 13 x 35	MC 330 x 52*	52,0	330	103	11,4	15,5	242
MC 13 x 40	MC 330 x 60*	60,0	330	106	14,2	15,5	236
MC 13 x 50	MC 330 x 74*	74,0	330	112	20,0	15,5	247
MC 18 x 42.7	MC 460 x 63.5*	63,5	457	100	11,4	15,9	366
MC 18 x 45.8	MC 460 x 68.2*	68,2	457	102	12,7	15,9	370
MC 18 x 51.9	MC 460 x 77.2*	77,2	457	104	15,2	15,9	366
MC 18 x 58	MC 460 x 86*	86,0	457	107	17,8	15,9	375

01. 美标槽钢（C/MC）
U-bar

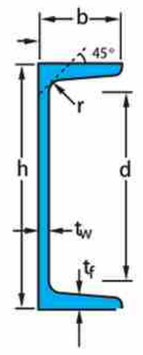

尺寸和截面特性　Dimensions and Sectional Properties

（1）ASTMA6/A6M-14

型号 Designation Designation Bezeichnung (imperial)	型号 Designation Designation Bezeichnung (imperial)	理论重量 Unit Weight (kg/m)	截面尺寸(mm) Dimensions Abmessungen (mm)				
		G	H	B	t_w	t_f	d
MC 6 x 12	MC 150 x 17.9*	17,9	152	63	7,9	9,5	101
MC 6 x 15.1	MC 150 x 22.5*	22,5	152	74	8,0	12,1	89
MC 6 x 15.3	MC 150 x 22.8*	22,8	152	88	8,6	9,8	91,7
MC 6 x 16.3	MC 150 x 24.3*	24,3	152	76	9,5	12,1	88,2
MC 6 x 18	MC 150 x 26.8*	26,8	152	88	9,6	12,1	85,4
MC 7 x 19.1	MC 180 x 28.4*	28,4	178	87	8,9	12,7	110
MC 7 x 22.7	MC 180 x 33.8*	33,8	178	91	12,8	12,7	109
MC 8 x 8.5	MC 200 x 12.6*	12,6	203	47	4,5	7,9	162
MC 8 x 18.7	MC 200 x 27.8*	27,8	203	75	9,0	12,7	140
MC 8 x 20	MC 200 x 29.8*	29,8	203	76	10,2	12,7	136
MC 8 x 21.4	MC 200 x 31.8*	31,8	203	87	9,5	13,3	132
MC 8 x 22.8	MC 200 x 33.9*	33,9	203	88	10,8	13,3	130
MC 9 x 23.9	MC 230 x 35.6*	35,6	229	87	10,2	14,0	158
MC 9 x 25.4	MC 230 x 37.8*	37,8	229	88	11,4	14,0	155
MC 10 x 8.4	MC 250 x 12.5*	12,5	254	38	4,3	7,1	215
MC 10 x 22	MC 250 x 33*	33,0	254	84	7,4	14,6	179
MC 10 x 25	MC 250 x 37*	37,0	254	86	9,7	14,6	186
MC 10 x 28.5	MC 250 x 42.4*	42,4	254	100	10,8	14,6	178
MC 10 x 33.6	MC 250 x 50*	50,0	254	104	14,6	14,6	178
MC 10 x 41.1	MC 250 x 61.2*	61,2	254	110	20,2	14,6	170
MC 12 x 10.6	MC 310 x 15.8*	15,8	305	38	4,8	7,8	262
MC 12 x 31	MC 310 x 46*	46,0	305	93	9,4	17,8	225
MC 12 x 35	MC 310 x 52*	52,0	305	96	11,8	17,8	218
MC 12 x 40	MC 310 x 60*	60,0	305	98	15,0	17,8	214
MC 12 x 45	MC 310 x 67*	67,0	305	102	18,0	17,8	214
MC 12 x 50	MC 310 x 74*	74,0	305	105	21,2	17,8	222
MC 13 x 31.8	MC 330 x 47.3*	47,3	330	102	9,5	15,5	242
MC 13 x 35	MC 330 x 52*	52,0	330	103	11,4	15,5	242
MC 13 x 40	MC 330 x 60*	60,0	330	106	14,2	15,5	236
MC 13 x 50	MC 330 x 74*	74,0	330	112	20,0	15,5	247
MC 18 x 42.7	MC 460 x 63.5*	63,5	457	100	11,4	15,9	366
MC 18 x 45.8	MC 460 x 68.2*	68,2	457	102	12,7	15,9	370
MC 18 x 51.9	MC 460 x 77.2*	77,2	457	104	15,2	15,9	366
MC 18 x 58	MC 460 x 86*	86,0	457	107	17,8	15,9	375

01. 美标槽钢（C/MC）
U-bar

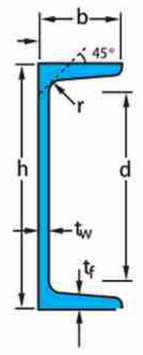

尺寸和截面特性　Dimensions and Sectional Properties

（1）ASTMA6/A6M-14

型号 Designation Designation Bezeichnung (imperial)	型号 Designation Designation Bezeichnung (imperial)	理论重量 Unit Weight (kg/m)	截面尺寸(mm) Dimensions Abmessungen (mm)				
		G	H	B	t_w	t_f	d
MC 6 x 12	MC 150 x 17.9*	17,9	152	63	7,9	9,5	101
MC 6 x 15.1	MC 150 x 22.5*	22,5	152	74	8,0	12,1	89
MC 6 x 15.3	MC 150 x 22.8*	22,8	152	88	8,6	9,8	91,7
MC 6 x 16.3	MC 150 x 24.3*	24,3	152	76	9,5	12,1	88,2
MC 6 x 18	MC 150 x 26.8*	26,8	152	88	9,6	12,1	85,4
MC 7 x 19.1	MC 180 x 28.4*	28,4	178	87	8,9	12,7	110
MC 7 x 22.7	MC 180 x 33.8*	33,8	178	91	12,8	12,7	109
MC 8 x 8.5	MC 200 x 12.6*	12,6	203	47	4,5	7,9	162
MC 8 x 18.7	MC 200 x 27.8*	27,8	203	75	9,0	12,7	140
MC 8 x 20	MC 200 x 29.8*	29,8	203	76	10,2	12,7	136
MC 8 x 21.4	MC 200 x 31.8*	31,8	203	87	9,5	13,3	132
MC 8 x 22.8	MC 200 x 33.9*	33,9	203	88	10,8	13,3	130
MC 9 x 23.9	MC 230 x 35.6*	35,6	229	87	10,2	14,0	158
MC 9 x 25.4	MC 230 x 37.8*	37,8	229	88	11,4	14,0	155
MC 10 x 8.4	MC 250 x 12.5*	12,5	254	38	4,3	7,1	215
MC 10 x 22	MC 250 x 33*	33,0	254	84	7,4	14,6	179
MC 10 x 25	MC 250 x 37*	37,0	254	86	9,7	14,6	186
MC 10 x 28.5	MC 250 x 42.4*	42,4	254	100	10,8	14,6	178
MC 10 x 33.6	MC 250 x 50*	50,0	254	104	14,6	14,6	178
MC 10 x 41.1	MC 250 x 61.2*	61,2	254	110	20,2	14,6	170
MC 12 x 10.6	MC 310 x 15.8*	15,8	305	38	4,8	7,8	262
MC 12 x 31	MC 310 x 46*	46,0	305	93	9,4	17,8	225
MC 12 x 35	MC 310 x 52*	52,0	305	96	11,8	17,8	218
MC 12 x 40	MC 310 x 60*	60,0	305	98	15,0	17,8	214
MC 12 x 45	MC 310 x 67*	67,0	305	102	18,0	17,8	214
MC 12 x 50	MC 310 x 74*	74,0	305	105	21,2	17,8	222
MC 13 x 31.8	MC 330 x 47.3*	47,3	330	102	9,5	15,5	242
MC 13 x 35	MC 330 x 52*	52,0	330	103	11,4	15,5	242
MC 13 x 40	MC 330 x 60*	60,0	330	106	14,2	15,5	236
MC 13 x 50	MC 330 x 74*	74,0	330	112	20,0	15,5	247
MC 18 x 42.7	MC 460 x 63.5*	63,5	457	100	11,4	15,9	366
MC 18 x 45.8	MC 460 x 68.2*	68,2	457	102	12,7	15,9	370
MC 18 x 51.9	MC 460 x 77.2*	77,2	457	104	15,2	15,9	366
MC 18 x 58	MC 460 x 86*	86,0	457	107	17,8	15,9	375

Detailed specifications

01. 欧标槽钢（UPN）
U-bar

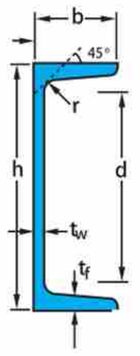

尺寸和截面特性　Dimensions and Sectional Properties

（1）EN10206-1:2000　EN10279:2000　EN10163-3:2004

型号 Designation Designation Bezeichnung (imperial)	理论重量 Unit Weight (kg/m)	截面尺寸(mm) Dimensions Abmessungen (mm)				
	G	H	B	t_w	t_f	r
UPN 50*	5,59	50	38	5,0	7,0	7,0
UPN 65*	7,09	65	42	5,5	7,5	7,5
UPN 80*	8,64	80	45	6,0	8,0	8,0
UPN 100*	10,6	100	50	6,0	8,5	8,5
UPN 120	13,4	120	55	7,0	9,0	9,0
UPN 140	16,0	140	60	7,0	10,0	10,0
UPN 160	18,8	160	65	7,5	10,5	10,5
UPN 180	22,0	180	70	8,0	11,0	11,0
UPN 200	25,3	200	75	8,5	11,5	11,5
UPN 220	29,4	220	80	9,0	12,5	12,5
UPN 240	33,2	240	85	9,5	13,0	13,0
UPN 260	37,9	260	90	10,0	14,0	14,0
UPN 280	41,8	280	95	10,0	15,0	15,0
UPN 300	46,2	300	100	10,0	16,0	16,0
UPN 320*	59,5	320	100	14,0	17,5	17,5
UPN 350	60,6	350	100	14,0	16,0	16,0
UPN 380*	63,1	380	102	13,5	16,0	16,0
UPN 400*	71,8	400	110	14,0	18,0	18,0

Detailed specifications

01. 欧标槽钢（UPE）
U-bar

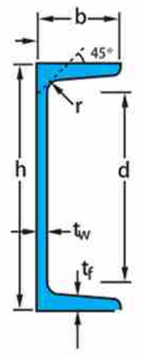

尺寸和截面特性　Dimensions and Sectional Properties

（1）EN10206-1:2000　EN10279:2000　EN10163-3:2004

型号 Designation Designation Bezeichnung (imperial)	理论重量 Unit Weight (kg/m)	截面尺寸(mm) Dimensions Abmessungen (mm)				
	G	H	B	t_w	t_f	r
UPE 80*	7,90	80	50	4,0	7,0	10
UPE 100*	9,82	100	55	4,5	7,5	10
UPE 120*	12,1	120	60	5,0	8,0	12
UPE 140*	14,5	140	65	5,0	9,0	12
UPE 160*	17,0	160	70	5,5	9,5	12
UPE 180*	19,7	180	75	5,5	10,5	12
UPE 200*	22,8	200	80	6,0	11,0	13
UPE 220*	26,6	220	85	6,5	12,0	13
UPE 240*	30,2	240	90	7,0	12,5	15
UPE 270*	35,2	270	95	7,5	13,5	15
UPE 300*	44,4	300	100	9,5	15,0	15
UPE 330*	53,2	330	105	11,0	16,0	18
UPE 360*	61,2	360	110	12,0	17,0	18
UPE 400*	72,2	400	115	13,5	18,0	18

Detailed specifications

01. 英标槽钢（PFC）
U-bar

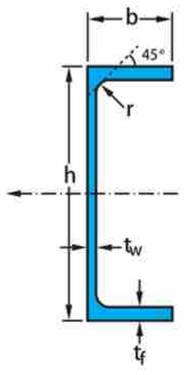

尺寸和截面特性　Dimensions and Sectional Properties

（1）EN10279:2000　EN10163-3:2004

型号 Designation Designation Bezeichnung (imperial)	理论重量 Unit Weight (kg/m)	截面尺寸(mm) Dimensions Abmessungen (mm)				
	G	H	B	t_w	t_f	r
PFC 100 x 50 x 10*	10,2	100	50	5,0	8,5	9
PFC 125 x 65 x 15*	14,8	125	65	5,5	9,5	12
PFC 150 x 75 x 18*	17,9	150	75	5,5	10,0	12
PFC 150 x 90 x 24*	23,9	150	90	6,5	12,0	12
PFC 180 x 75 x 20*	20,3	180	75	6,0	10,5	12
PFC 180 x 90 x 26*	26,1	180	90	6,5	12,5	12
PFC 200 x 75 x 23*	23,4	200	75	6,0	12,5	12
PFC 200 x 90 x 30*	29,7	200	90	7,0	14,0	12
PFC 230 x 75 x 26*	25,7	230	75	6,5	12,5	12
PFC 230 x 90 x 32*	32,2	230	90	7,5	14,0	12
PFC 260 x 75 x 28*	27,6	260	75	7,0	12,0	12
PFC 260 x 90 x 35*	34,8	260	90	8,0	14,0	12
PFC 300 x 90 x 41*	41,4	300	90	9,0	15,5	12
PFC 300 x 100 x 46*	45,5	300	100	9,0	16,5	15
PFC 380 x 100 x 54*	54,0	380	100	9,5	17,5	15
PFC 430 x 100 x 64*	64,4	430	100	11,0	19,0	15

Detailed specifications

01. 英标槽钢（CH）
U-bar

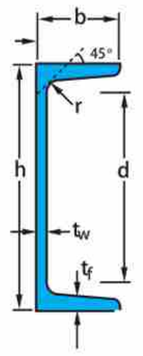

尺寸和截面特性　Dimensions and Sectional Properties

（1）EN10279:2000　EN10163-3:2004

型号 Designation Designation Bezeichnung (imperial)	理论重量 Unit Weight (kg/m)	截面尺寸(mm) Dimensions Abmessungen (mm)					
	G	H	B	t_w	t_f	r
CH 76 x 38 x 7*	6,7	76,2	38,1	5,1	6,8	12,0
CH 102 x 51 x 10*	10,4	101,6	50,8	6,1	7,6	12,0
CH 127 x 64 x 15*	14,9	127,0	63,5	6,4	9,2	13,0
CH 152 x 76 x 18*	17,9	152,4	76,2	6,4	9,0	14,0
CH 152 x 89 x 24*	23,9	152,4	88,9	7,1	11,6	16,0
CH 178 x 76 x 21*	20,8	177,8	76,2	6,6	10,3	16,0
CH 178 x 89 x 27*	26,8	177,8	88,9	7,6	12,3	17,0
CH 203 x 76 x 24*	23,9	203,2	76,2	7,1	11,2	17,0
CH 203 x 89 x 30*	29,8	203,2	88,9	8,1	12,9	17,5
CH 229 x 76 x 26*	26,1	228,6	76,2	7,6	11,2	17,5
CH 229 x 89 x 33*	32,7	228,6	88,9	8,6	13,3	19,0
CH 254 x 76 x 28*	28,2	254,0	76,2	8,1	10,9	19,0
CH 254 x 89 x 36*	35,7	254,0	88,9	9,1	13,6	20,4
CH 305 x 89 x 42*	41,8	304,8	88,9	10,2	13,7	25,7
CH 305 x 102 x 46*	46,2	304,8	101,6	10,2	14,8	26,7
CH 381 x 102 x 55*	55,0	381,0	101,6	10,4	16,3	28,2
CH 432 x 102 x 65*	65,5	431,8	101,6	12,2	16,8	24,0

Detailed specifications

01. 澳标槽钢（PFC）
U-bar

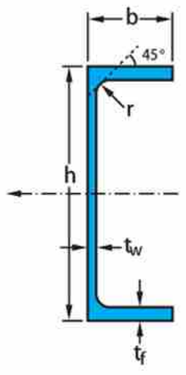

尺寸和截面特性　Dimensions and Sectional Properties

（1）AS/NZS 3679.1:2010

型号 Designation Designation Bezeichnung (imperial)	理论重量 Unit Weight (kg/m)	截面尺寸(mm) Dimensions Abmessungen (mm)			
	G	H	B	t_1	t_2
75x 40	5.9	75	40	3.8	6.1
100x 50	8.31	100	50	4.2	6.7
125x 65	11.9	125	65	4.7	7.5
150 x 75	17.7	150	75	6	9.5
200 x 75	22.9	200	75	6	12
230 x 75	25.1	230	75	6.5	12
250 x 90	35.5	250	90	8	15
300 x 90	40.1	300	90	8	16
380 x 100	55.2	380	100	10	17.5

01. 国标槽钢
U-bar

尺寸和截面特性　Dimensions and Sectional Properties

（1）GB/T706-2016

规格 Specifications	型号 Designation	理论重量 Unit Weight (kg/m)	规格 Specifications	型号 Designation	理论重量 Unit Weight (kg/m)
5#	50*37*4.5	5.44	25#A	250*78*7	27.4
6.3#	63*40*4.8	6.63	25#B	250*80*9	31.3
8#	80*43*5.0	8.04	25#C	250*82*11	35.3
10#	100*48*5.3	10	28#A	280*82*7.5	31.4
12#	120*53*5.5	12.1	28#B	280*84*9.5	35.8
12.6#	126*53*5.5	12.3	28#C	280*86*11.5	40.2
14#A	140*58*6	14.5	30#A	300*85*7.5	34.5
14#B	140*60*8	16.7	30#B	300*87*9.5	39.2
16#A	160*63*6.5	17.2	30#C	300*89*11.5	43.9
16#B	160*65*8.5	19.8	32#A	320*88*8	38.1
18#A	180*68*7	20.2	32#B	320*90*10	43.1
18#B	180*70*9	23	32#C	320*92*12	48.1
20#A	200*73*7	22.6	36#A	360*96*9	47.8
20#B	200*75*9	25.8	36#B	360*98*11	53.5
22#A	220*77*7	25	36#C	360*100*13	59.1
22#B	220*79*9	28.5	40#A	400*100*10.5	58.9
24#A	240*78*7	26.9	40#B	400*102*12.5	65.2
24#B	240*80*9	30.6	40#C	400*104*14.5	71.5
24#C	240*82*11	34.4			

01. 国标工字钢
I-Beam

尺寸和截面特性　Dimensions and Sectional Properties

(1) GB/T706-2016

规格 Specifications	型号 Designation	理论重量 Unit Weight (kg/m)	规格 Specifications	型号 Designation	理论重量 Unit Weight (kg/m)
10#	100*68*4.5	11.3	32#B	320*132*11.5	57.7
12#	120*74*5.0	14	32#C	320*134*13.5	62.7
14#	140*80*5.5	16.9	36#A	360*136*10	60
16#	160*88*6.0	20.5	36#B	360*138*12	65.7
18#	180*94*6.5	24.1	36#C	360*140*14	71.3
20#A	200*100*7	27.9	40#A	400*142*10.5	67.6
20#B	200*102*9	31.1	40#B	400*144*12.5	73.8
22#A	220*110*7.5	33.1	40#C	400*146*14.5	80.1
22#B	220*112*9.5	36.5	45#A	450*150*11.5	80.4
24#A	240*116*8	37.5	45#B	450*152*13.5	87.4
24#B	240*118*10	41.2	45#C	450*154*15.5	94.5
25#A	250*116*8	38.1	50#A	500*158*12	93.6
25#B	250*118*10	42	50#B	500*160*14	101
27#A	270*122*8.5	42.8	50#C	500*162*16	109
27#B	270*124*10.5	47	56#A	560*166*12.5	106
28#A	280*122*8.5	43.5	56#B	560*168*14.5	115
28#B	280*124*10.5	47.9	56#C	560*170*16.5	124
30#A	300*126*9	48.1	63#A	630*176*13	121
30#B	300*128*11	52.8	63#B	630*178*15	131
30#C	300*130*13	57.5	63#C	630*180*17	141
32#A	320*130*9.5	52.7			

Detailed specifications

01. 国标等边角钢
Equal Angle

尺寸和截面特性　Dimensions and Sectional Properties

(1) GB/T706-2016

规格 Specifications	理论重量 Unit Weight (kg/m)	规格 Specifications	理论重量 Unit Weight (kg/m)	规格 Specifications	理论重量 Unit Weight (kg/m)
20*20*3	0.89	63*63*8	7.47	110*110*7	11.9
20*20*4	1.15	63*63*10	9.15	110*110*8	13.5
25*25*3	1.12	70*70*4	4.37	110*110*10	16.7
25*25*4	1.46	70*70*5	5.4	110*110*12	19.8
30*30*3	1.37	70*70*6	6.41	110*110*14	22.8
30*30*4	1.79	70*70*7	7.4	125*125*8	15.5
36*36*3	1.66	70*70*8	8.37	125*125*10	19.1
36*36*4	2.16	75*75*5	5.82	125*125*12	22.7
36*36*5	2.65	75*75*6	6.91	125*125*14	26.2
40*40*3	1.85	75*75*7	7.98	125*125*16	29.6
40*40*4	2.42	75*75*8	9.03	140*140*10	21.5
40*40*5	2.98	75*75*9	10.1	140*140*12	25.5
45*45*3	2.09	75*75*10	11.1	140*140*14	29.5
45*45*4	2.74	80*80*5	6.21	140*140*16	33.4
45*45*5	3.37	80*80*6	7.38	150*150*8	18.6
45*45*6	3.99	80*80*7	8.53	150*150*10	23.1
50*50*3	2.33	80*80*8	9.66	150*150*12	27.4
50*50*4	3.06	80*80*9	10.8	150*150*14	31.7
50*50*5	3.77	80*80*10	11.9	150*150*15	33.8
50*50*6	4.46	90*90*6	8.35	150*150*16	35.9
56*56*3	2.62	90*90*7	9.66	160*160*10	24.7
56*56*4	3.45	90*90*8	10.9	160*160*12	29.4
56*56*5	4.25	90*90*9	12.2	160*160*14	34
56*56*6	5.04	90*90*10	13.5	160*160*16	38.5
56*56*7	5.81	90*90*12	15.9	180*180*12	33.2
56*56*8	6.57	100*100*6	9.37	180*180*14	38.4
60*60*5	4.58	100*100*7	10.8	180*180*16	43.5
60*60*6	5.43	100*100*8	12.3	180*180*18	48.6
60*60*7	6.26	100*100*9	13.7	200*200*14	42.9
60*60*8	7.08	100*100*10	15.1	200*200*16	48.7
63*63*4	3.91	100*100*12	17.9	200*200*18	54.4
63*63*5	4.82	100*100*14	20.6	200*200*20	60.3
63*63*6	5.72	100*100*16	23.3	200*200*24	72.2
63*63*7	6.6				

Detailed specifications

01. 国标不等边角钢
Equal Angle

尺寸和截面特性　Dimensions and Sectional Properties

(1) GB/T706-2016

规格 Specifications	理论重量 Unit Weight (kg/m)	规格 Specifications	理论重量 Unit Weight (kg/m)	规格 Specifications	理论重量 Unit Weight (kg/m)
25*16*3	0.91	75*50*6	5.7	110*70*10	13.5
25*16*4	1.18	75*50*8	7.43	125*80*7	11.1
32*20*3	1.17	75*50*10	9.1	125*80*8	12.6
32*20*4	1.52	80*50*5	5	125*80*10	15.5
40*25*3	1.48	80*50*6	5.93	125*80*12	18.3
40*25*4	1.94	80*50*7	6.85	140*90*8	14.2
45*28*3	1.69	80*50*8	7.75	140*90*10	17.5
45*28*4	2.2	90*56*5	5.66	140*90*12	20.7
50*32*3	1.91	90*56*6	6.72	140*90*14	23.9
50*32*4	2.49	90*56*7	7.76	160*100*10	19.9
56*36*3	2.15	90*56*8	8.78	160*100*12	23.6
56*36*4	2.82	100*63*6	7.55	160*100*14	27.2
56*36*5	3.47	100*63*7	8.72	160*100*16	30.8
63*40*4	3.19	100*63*8	9.88	180*110*10	22.3
63*40*5	3.92	100*63*10	12.1	180*110*12	26.5
63*40*6	4.64	100*80*6	8.35	180*110*14	30.5
63*40*7	5.34	100*80*7	9.66	180*110*16	34.6
70*45*4	3.57	100*80*8	10.9	200*125*12	29.8
70*45*5	4.4	100*80*10	13.5	200*125*14	34.4
70*45*6	5.22	110*70*6	8.35	200*125*16	39
70*45*7	6.01	110*70*7	9.66	200*125*18	43.6
75*50*5	4.81	110*70*8	10.9		

01. 国标H型钢
Equal Angle

尺寸和截面特性　Dimensions and Sectional Properties

(1) GB/T706-2016

规格 Specifications	理论重量 Unit Weight (kg/m)	规格 Specifications	理论重量 Unit Weight (kg/m)	规格 Specifications	理论重量 Unit Weight (kg/m)
#100*50*5*7	9.3	#390*148*6*8	37.3	#546*199*9*14	81.5
100*100*6*8	16.9	#400*150*8*13	55.2	#550*200*10*16	92
#125*65*6*8	13.1	396*199*7*11	56.1	#544*300*11*15	116
125*125*6.5*9	23.6	#390*198*6*8	43.6	#550*300*11*18	130
150*75*5*7	14	400*200*8*13	65.4	596*199*10*15	92.4
148*100*6*9	20.7	#400*202*10*13	71.7	600*200*11*17	103
150*150*7*10	31.1	390*300*10*16	105	#606*201*12*20	118
175*90*5*8	18	#400*302*12*21	134	582*300*12*17	133
175*175*7.5*11	40.4	#388*402*15*15	140	588*300*12*20	147
198*99*4.5*7	17.8	394*398*11*18	147	#594*302*14*23	170
200*100*5.5*8	20.9	#394*405*18*18	168	#625*198.5*11.5*17.5	109
194*150*6*9	29.9	400*400*13*21	172	#630*200*13*20	124
200*200*8*12	49.9	400*408*21*21	197	#638*202*15*24	147
200*204*12*12	56.2	#414*405*18*28	232	#646*299*10*15	120
248*124*5*8	25.1	#428*407*20*35	283	#650*300*11*17	134
250*125*6*9	29	#446*150*7*12	52.6	#656*301*12*20	154
244*175*7*11	43.6	#450*150*9*14	65.5	#692*300*13*20	163
#238*173*4.5*8	30.7	#450*151*8*14	60.8	#700*300*13*24	182
#244*252*11*11	63.8	#469*196*14.6*20.6	113	#734*299*12*16	143
250*250*9*14	71.8	446*199*8*12	65.1	#742*300*13*20	168
250*255*14*14	81.6	450*200*9*14	74.9	#750*300*13*24	187
298*149*5.5*8	32	440*300*11*18	121	#758*303*16*28	224
300*150*6.5*9	36.7	#458*417*30*50	415	#792*300*14*22	188
294*200*8*12	55.8	#470*150*7*13	56.2	800*300*14*26	207
#298*201*9*14	64.4	#475*151.5*8.5*15.5	67.6	#834*298*14*19	179
#294*302*12*12	83.5	#482*153.5*10.5*19	83.5	#842*299*15*23	204
300*300*10*15	93	#492*150*7*12	55.1	#850*300*16*27	229
#300*305*15*15	105	#500*152*9*16	72.4	#858*301*17*31	255
#340*173*4.5*6	29	#504*153*10*18	81.1	#890*299*15*23	210
346*174*6*9	41.2	496*199*9*14	77.9	900*300*16*28	240
350*175*7*11	49.4	500*200*10*16	88.1	#912*302*18*34	283
#363*173*9*15.7	66.8	#506*201*11*19	102	#970*297*16*21	217
340*250*9*14	78.1	482*300*11*15	111	#980*298*17*26	248
#338*351*13*13	105	488*300*11*18	125	#990*298*17*31	271
#344*348*10*16	113	#498*432*45*70	605	#1000*300*19*36	310
#344*354*16*16	129	#492*465*15*20	202	#1008*302*21*40	345
350*350*12*19	135	#502*465*15*25	239		
#350*357*19*19	154	#502*470*20*25	259		

Packing and loading







Warehouse >>>> Packaging >>>> Loading

Our Advantages



VERIFICATION OF CONFORMITY

S/N: 022079

No.: **ICR/VC/HM2603311**

Name and address of Applicant	Shandong Xin wugang Steel Co., Ltd. Room 602, No. 9, South Nenjiang Road, Mount Taishan Road East, Jiangguantun Street, Liaocheng Economic and Technological Development Zone, Shandong Province, China
Name and address of manufacturer:	Shandong Xin wugang Steel Co., Ltd. Room 602, No. 9, South Nenjiang Road, Mount Taishan Road East, Jiangguantun Street, Liaocheng Economic and Technological Development Zone, Shandong Province, China
Product name:	Carbon Steel coil, Steel plate, Steel pipe, steel profile, steel wire, Steelbar, stainless steel pipe, Stainless steel coil /plate/profile, Steel Rail, Steel Ball
Product types:	Steel Plate: 0.14mm---500mm, Steel Coil: 0.14mm---25mm, Steel Pipe: 3mm-1020mm*0.3mm----200mm, Steel Wire: 0.15mm--16mm, Round bar: 5mm--600mm, H Beam: 91mm*100mm----1138mm*410mm, I Beam: 76mm*59mm----778mm*269mm, Angle steel: 19mm*19mm---305mm*305mm, Channel: 25*12mm----457mm*107mm, Steel Ball: 1mm--180mm, Steel Rail: 9---50kg.QU70-120, P65 R65 54E1...
Product trademark:	n/a

Verification was carried within following scope:

Information on the Declaration of Conformity:

Result:	Legislation:	Standard:
✓	CPR [(EU) 305/2011]	EN 10210-1:2006 EN 10210-2:2019 EN 10219-1:2006 EN 10219-2:2019 EN 10025-1:2004 EN 10025-2:2019

The assessment process has been carried out in accordance with individual rules and conditions agreed with the applicant. Evaluation has been carried out in accordance with:

Test report:	MTZ20260318SCPR
Tests conducted by:	Shandong Xin wugang Steel Co., LTD
Issue date:	25.03.2026
Expiration date:	24.03.2031

Remarks:
- VoC was issued on voluntary basis and does not imply meeting all essential requirements listed in Declaration of Conformity.
- For introducing this product on European market may be needed EC/EU-type examination conducted by appropriate Notified Body.

ICR Co. Ltd.
www.icrqa.com
www.icrpolska.com
cert@icrqa.com

CEO, ICR Co., Ltd.

Edition: 5.1.1.8 of 06.03.2024

verification проверка verificación verification проверка verificación verification



中泰认证

QUALITY MANAGEMENT SYSTEM CERTIFICATION

Registration NO: 29022Q12696-10R0S

SHANDONG XIN WUGANG STEEL CO., LTD

Unified social credit code:91371500MA94JRBY2K

Registered Address:Room 602, No. 9, South Nenjiang Road, Mount Taishan Road, Liaocheng Economic and Technological Development Zone, Shandong Province

Office Address:Room 602, No. 9, South Nenjiang Road, Mount Taishan Road, Liaocheng Economic and Technological Development Zone, Shandong Province

Business Address:Room 602, No. 9, South Nenjiang Road, Mount Taishan Road, Liaocheng Economic and Technological Development Zone, Shandong Province

Established Quality Management System Accord With

GB/T 19001-2016 idt ISO9001:2015 standard

Through the certification scope is as follows

Sales of steel (including export)

The release date for the first time: 21-10-2022

The issuance date: 21-10-2022

Will be valid until: 20-10-2025

Issuer:

ZhongTai Union Certification Co., LTD.
Tel: +86 028-62521000 www.ztccc.cn

0036650



统一社会信用代码 91371500MA94JRBY2K

营业执照

名 称 山东鑫武钢铁有限公司
类 型 有限责任公司(自然人独资)
法定代表人 邹庆友
经营范围 一般项目：金属材料销售；金属材料制造；金属制品销售；金属结构销售；再生资源销售；新材料技术研发；新型金属功能材料销售；金属材料分立有色金属制品销售；有色金属合金销售；高性能有色金属及合金材料销售；化工产品销售（不含许可类化工产品）；机械设备销售；金属制品修理；工业产品零售；货物进出口；（除依法须经批准的项目外，凭营业执照依法自主开展经营活动）

注册资本 壹仟万元整
成立日期 2021年07月27日
住 所 山东省聊城经济技术开发区漓宵屯街道泰山路路东绕江路南9号普洱东华办公楼602室

登记机关 2026 年 05月 26 日

国家市场监督管理总局监制



中国制造网 认证供应商

AUDITED SUPPLIER

Presented To

Shandong Xin Wugang Steel Co.,LTD

山东鑫武钢铁有限公司

In Recognition of Your Site Existence & Business Operations

Audited by SGS-CSTC on 2022-09-26

Audit Report Serial No.: GP-A2022071105

Made-in-China.com 中国制造网 SGS

CERTIFICATE







PRODUCTION EQUIPMENT

Our Advantages







CUSTOMER VISIT







EXHIBITION

CONTACT US

Tel/Wechat/whatsapp

+86 19863513853

Emeil

Sara@x-wusteel.com

Address

Jiangguantun Street, Liaocheng Economic and Technological Development Zone, Shandong Province

